



## Installation & Operation Manual

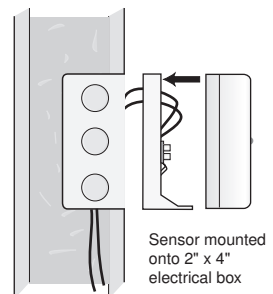
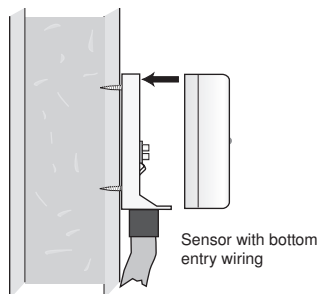
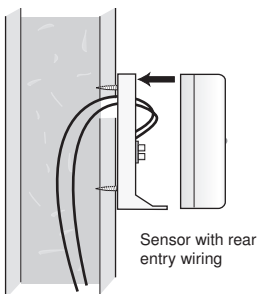
The Outdoor Sensor M3068 provides accurate measurement of the outdoor air temperature. Many controls and thermostats can connect to the M3068 to measure and display the outdoor temperature.

### Installation - Outdoor Sensor M3068

#### STEP ONE — MOUNTING THE SENSOR

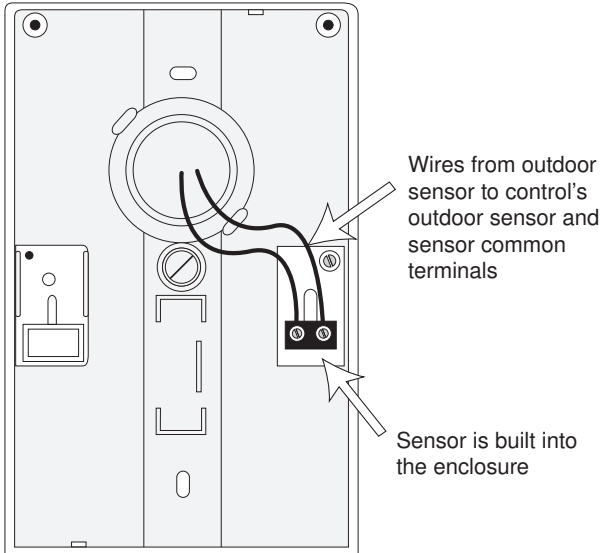
**NOTE:** The temperature sensor (thermistor) is built into the enclosure.

- Remove the screw and pull the front cover off the sensor enclosure.
- The M3068 can either be mounted directly onto a wall or a 2" x 4" electrical box. When the M3068 is wall mounted, the wiring should enter through the back or bottom of the enclosure. Do not mount the M3068 with the conduit knockout facing upwards as rain could enter the enclosure and damage the sensor.
- In order to prevent heat transmitted through the wall from affecting the sensor reading, it may be necessary to install an insulating barrier behind the enclosure.
- The M3068 should be mounted on a wall which best represents the heat load on the building (a northern wall for most buildings and a southern facing wall for buildings with large south facing glass areas). The M3068 should not be exposed to heat sources such as ventilation or window openings.
- The M3068 should be installed at an elevation above the ground that will prevent accidental damage or tampering.



## STEP TWO — WIRING AND TESTING THE SENSOR

- Connect 18 AWG or similar wire to the two terminals provided in the enclosure and run the wires from the M3068 to the control. Do not run the wires parallel to telephone or power cables. If the sensor wires are located in an area with strong sources of electromagnetic interference (EMI), shielded cable or twisted pair should be used or the wires can be run in a grounded metal conduit. If using shielded cable, the shield wire should be connected to the Com terminal on the control and not to earth ground.
- Follow the sensor testing instruction in this brochure and connect the wires to the control.
- Replace the front cover of the sensor enclosure.



### Sensor Testing Instructions

A good quality test meter capable of measuring up to 5,000 k $\Omega$  (1 k $\Omega$  = 1000 $\Omega$ ) is required to measure the sensor resistance. In addition to this, the actual temperature must be measured with either a good quality digital thermometer, or if a thermometer is not available, a second sensor can be placed alongside the one to be tested and the readings compared.

First measure the temperature using the thermometer and then measure the resistance of the sensor at the control. The wires from the sensor must not be connected to the control while the test is performed. Using the chart on the following page, estimate the temperature measured by the sensor. The sensor and thermometer readings should be close. If the test meter reads a very high resistance, there may be a broken wire, a poor wiring connection or a defective sensor. If the resistance is very low, the wiring may be shorted, there may be moisture in the sensor or the sensor may be defective. To test for a defective sensor, measure the resistance directly at the sensor location.

**Do not apply voltage to a sensor at any time as damage to the sensor may result.**

## Resistance Table

Temperature		Resistance	Temperature		Resistance	Temperature		Resistance
°F	°C	Ω	°F	°C	Ω	°F	°C	Ω
-50	-46	490,813	45	7	22,763	140	60	2,490
-45	-43	405,710	50	10	19,900	145	63	2,255
-40	-40	336,606	55	13	17,436	150	66	2,045
-35	-37	280,279	60	16	15,311	155	68	1,857
-30	-34	234,196	65	18	13,474	160	71	1,689
-25	-32	196,358	70	21	11,883	165	74	1,538
-20	-29	165,180	75	24	10,501	170	77	1,403
-15	-26	139,402	80	27	9,299	175	79	1,281
-10	-23	118,018	85	29	8,250	180	82	1,172
-5	-21	100,221	90	32	7,334	185	85	1,073
0	-18	85,362	95	35	6,532	190	88	983
5	-15	72,918	100	38	5,828	195	91	903
10	-12	62,465	105	41	5,210	200	93	829
15	-9	53,658	110	43	4,665	205	96	763
20	-7	46,218	115	46	4,184	210	99	703
25	-4	39,913	120	49	3,760	215	102	648
30	-1	34,558	125	52	3,383	220	104	598
35	2	29,996	130	54	3,050	225	107	553
40	4	26,099	135	57	2,754			

## Technical Data

### Outdoor Sensor M3068

Literature	M3068_D
Packaged weight	0.4 lb. (180 g)
Dimensions	4-1/2" H x 2-7/8" W x 1-1/2" D (73 x 114 x 38 mm)
Enclosure	White PVC plastic, NEMA type 2
Approvals	CSA C US
Operating range	-60 to 140°F (-51 to 60°C)
Sensor	NTC thermistor, 10 kΩ @ 77°F (25°C ±0.2°C) β=3892

## Limited Warranty and Product Return Procedure

**Limited Warranty** *The liability of tekmar under this warranty is limited. The Purchaser, by taking receipt of any tekmar product ("Product"), acknowledges the terms of the Limited Warranty in effect at the time of such Product sale and acknowledges that it has read and understands same.*

The tekmar Limited Warranty to the Purchaser on the Products sold hereunder is a manufacturer's pass-through warranty which the Purchaser is authorized to pass through to its customers. Under the Limited Warranty, each tekmar Product is warranted against defects in workmanship and materials if the Product is installed and used in compliance with tekmar's instructions, ordinary wear and tear excepted. The pass-through warranty period is for a period of twenty-four (24) months from the production date if the Product is not installed during that period, or twelve (12) months from the documented date of installation if installed within twenty-four (24) months from the production date.

The liability of tekmar under the Limited Warranty shall be limited to, at tekmar's sole discretion: the cost of parts and labor provided by tekmar to repair defects in materials and / or workmanship of the defective product; or to the exchange of the defective product for a warranty replacement product; or to the granting of credit limited to the original cost of the defective product, and such repair, exchange or credit shall be the sole remedy available from tekmar, and, without limiting the foregoing in any way, tekmar is not responsible, in contract, tort or strict product liability, for any other losses, costs, expenses, inconveniences, or damages, whether direct, indirect, special, secondary, incidental or consequential, arising from ownership or use of the product, or from defects in workmanship or materials, including any liability for fundamental breach of contract.

The pass-through Limited Warranty applies only to those defective Products returned to tekmar during the warranty period. This Limited Warranty does not cover the cost of the parts or labor to remove or transport the defective Product, or to reinstall the repaired or replacement Product, all such costs and expenses being subject to Purchaser's agreement and warranty with its customers.

Any representations or warranties about the Products made by Purchaser to its customers which are different from or in excess of the tekmar Limited Warranty are the Purchaser's sole responsibility and obligation. Purchaser shall indemnify and hold tekmar harmless from and against any and all claims, liabilities and damages of any kind or nature which arise out of or are related to any such representations or warranties by Purchaser to its customers.

The pass-through Limited Warranty does not apply if the returned Product has been damaged by negligence by persons other than tekmar, accident, fire, Act of God, abuse or misuse; or has been damaged by modifications, alterations or attachments made subsequent to purchase which have not been authorized by tekmar; or if the Product was not installed in compliance with tekmar's instructions and / or the local codes and ordinances; or if due to defective installation of the Product; or if the Product was not used in compliance with tekmar's instructions.

THIS WARRANTY IS IN LIEU OF ALL OTHER WARRANTIES, EXPRESS OR IMPLIED, WHICH THE GOVERNING LAW ALLOWS PARTIES TO CONTRACTUALLY EXCLUDE, INCLUDING, WITHOUT LIMITATION, IMPLIED WARRANTIES OF MERCHANTABILITY AND FITNESS FOR A PARTICULAR PURPOSE, DURABILITY OR DESCRIPTION OF THE PRODUCT, ITS NON-INFRINGEMENT OF ANY RELEVANT PATENTS OR TRADEMARKS, AND ITS COMPLIANCE WITH OR NON-VIOLATION OF ANY APPLICABLE ENVIRONMENTAL, HEALTH OR SAFETY LEGISLATION; THE TERM OF ANY OTHER WARRANTY NOT HEREBY CONTRACTUALLY EXCLUDED IS LIMITED SUCH THAT IT SHALL NOT EXTEND BEYOND TWENTY-FOUR (24) MONTHS FROM THE PRODUCTION DATE, TO THE EXTENT THAT SUCH LIMITATION IS ALLOWED BY THE GOVERNING LAW.

**Product Warranty Return Procedure** All Products that are believed to have defects in workmanship or materials must be returned, together with a written description of the defect, to the tekmar Representative assigned to the territory in which such Product is located. If tekmar receives an inquiry from someone other than a tekmar Representative, including an inquiry from Purchaser (if not a tekmar Representative) or Purchaser's customers, regarding a potential warranty claim, tekmar's sole obligation shall be to provide the address and other contact information regarding the appropriate Representative.



Product design, software and literature are Copyright ©2016 by tekmar Control Systems Ltd., A Watts Water Technologies Company. Head Office: 5100 Silver Star Road, Vernon, B.C. Canada V1B 3K4, 250-545-7749, Fax. 250-984-0815 Web Site: [tekmarControls.com](http://tekmarControls.com)