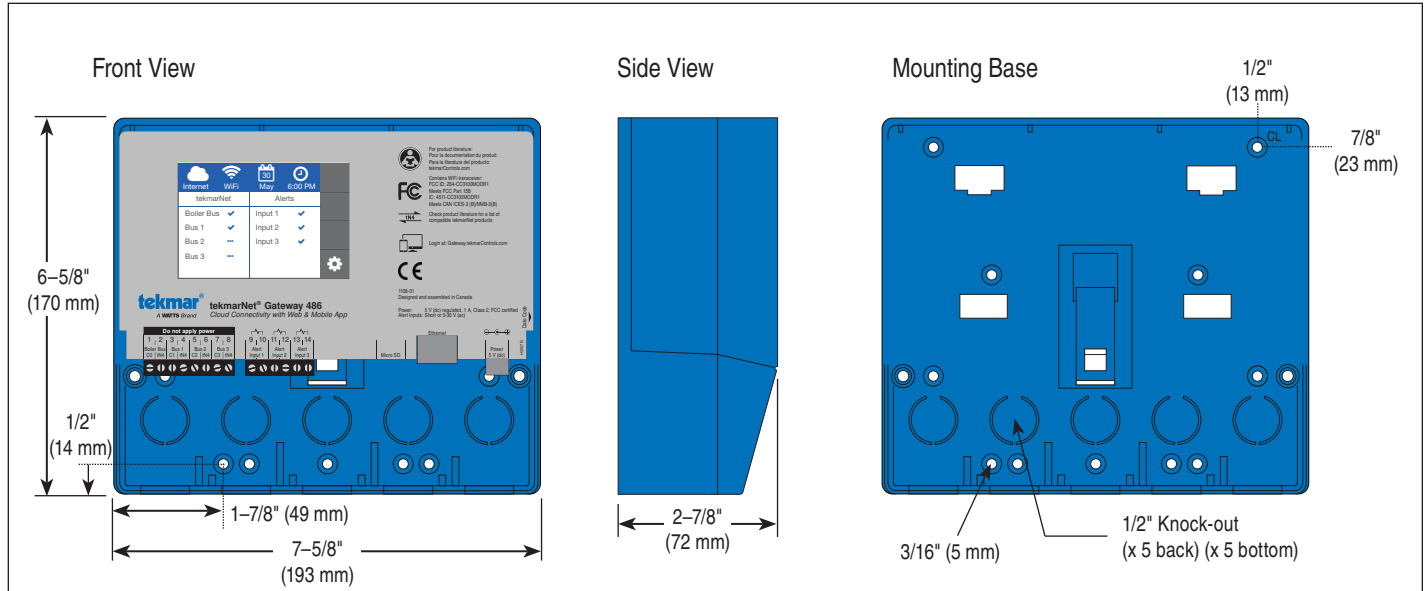


# Submittal

Job \_\_\_\_\_ Designer \_\_\_\_\_ Contact \_\_\_\_\_

## tekmarNet® Gateway 486

The tekmarNet® Gateway allows remote access to a tekmarNet HVAC system. Users can view and change settings for each thermostat, including: temperature, heat/cool/auto, fan operation, relative humidity, schedules, and the away scene. In addition, the boiler system temperatures, firing rate, run times, and pump status can be viewed. All system data can be graphed on a chart or exported as a CSV file. Users are informed of errors and warnings through email or text notifications. The 486 includes three alert inputs that can be used to monitor auxiliary equipment.



### Specifications

tekmarNet Gateway 486 Cloud Connectivity with Web & Mobile App	
Literature	486_C, 486_D
Packaged weight	2.9 lb. (1300 g)
Enclosure	Blue PVC plastic, NEMA type 1
Dimensions	6-5/8" H x 7-9/16" W x 2-13/16" D (170 x 193 x 72 mm)
Display	3.5" color touchscreen
Approvals	Meets Class B: ICES & FCC Part 15, CE
Ambient conditions	Indoor use only, 32 to 122°F (0 to 50°C), < 90% RH non-condensing
Power supply	100~240 V(ac) input, 5 V (dc) regulated output, 1 A, center positive, Class 2, FCC certified, CSA or UL listed
Alert inputs	Short, 0 - 30 V (ac)
Ethernet	10/100BASE-T
WiFi	WiFi 802.11n, 2.4 GHz, WPA2 encryption
Mobile app	Apple® iOS 12 or higher, Android™ 8 or higher
Warranty	3 Year Limited Warranty

Apple is a trademark of Apple Inc., and Android is a trademark of Google LLC.

### Features

- Remotely control up to 96 thermostats
- Remotely monitor the hot water system
- Visualizations with building floor plan and mechanical schematics
- Graph and export up to a year of logged system data
- Multiple user accounts
- Text and email error notifications and history log
- Three external alert demands for equipment monitoring
- Mobile app for Apple® iOS and Android™
- Web browser compatible
- WiFi or Ethernet connection to Internet
- Color touchscreen

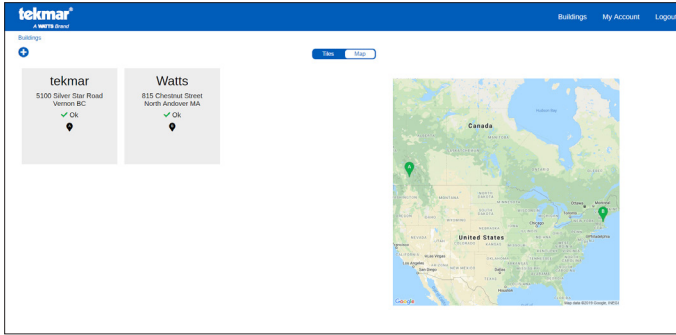
### Works with

- tekmarNet®4 Timer 033
- tekmarNet®4 Setpoint Control 161, 162
- Boiler Control 274, 275, 284
- tN2 House Control 400, 401, 402, 403, 406
- Universal Reset Control 420, 422, 423
- Wiring Centers 313, 314, 315, 316
- Zone Expansion Manager 324, 325, 326
- Zone Manager 334, 335, 336, 337
- Power Manger 345, 346
- Mixing Expansion Module 440, 441, 444
- User Switch 479, 480, 481
- tekmarNet® Thermostats 532, 552, 553, 554, 557
- Snow Melting Control 654, 670

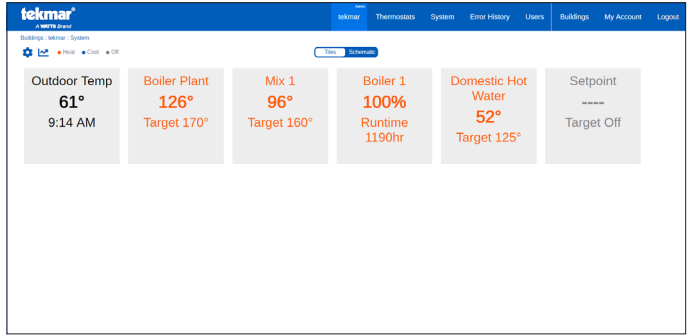
**tekmar**  
A WATTS Brand

Sample Web Pages

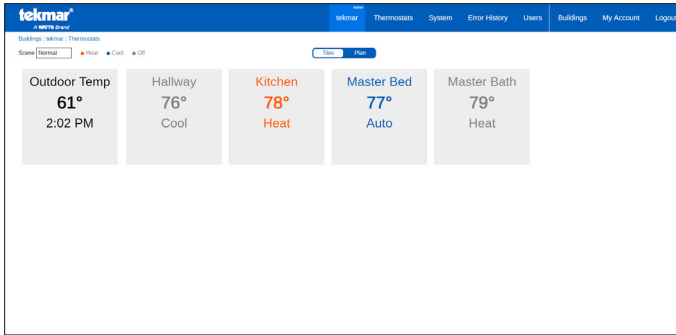
**Buildings Map View**



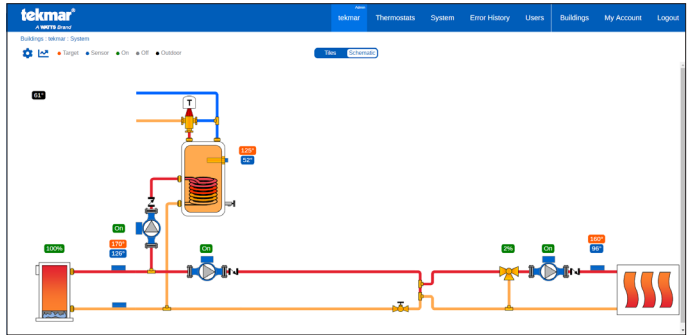
**System Tile View**



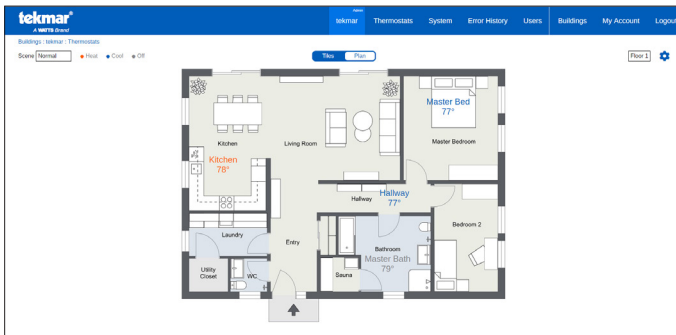
**Thermostat Tile View**



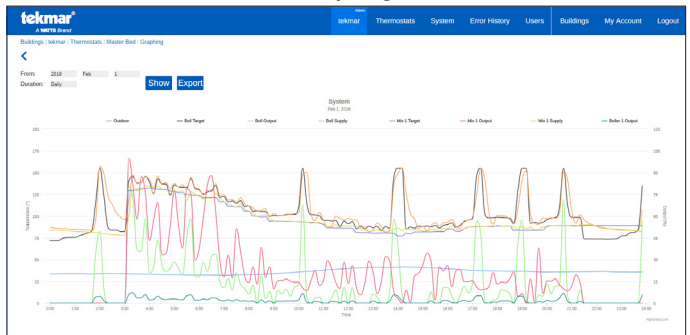
**System Schematic**



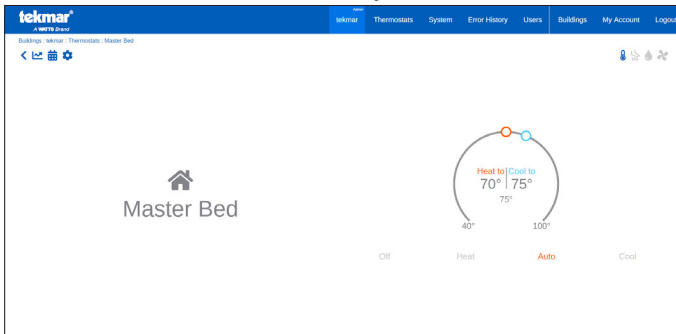
**Thermostat Floor Plan**



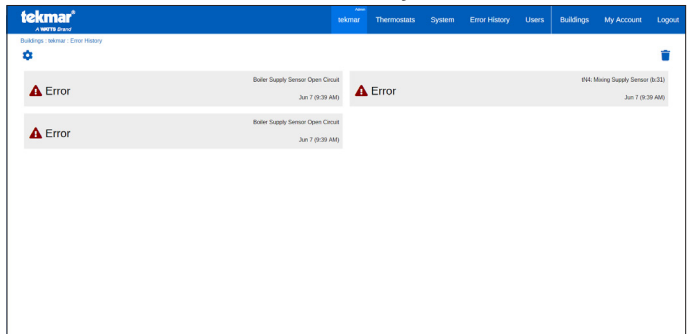
**Graphing**



**Thermostat Adjustment**



**Error History**



**CAUTION**

This Submittal is not intended to provide full installation instructions and safety information. In order to avoid property damage or injury, please refer to the complete installation manual and product safety information provided with the product.



All specifications are subject to change without notice.

Tel: 1-800-438-3903 • F: (250) 984-0815  
tekmarControls.com