

Engineering Specification

Job Name _____

Contractor _____

Job Location _____

Approval _____

Engineer _____

Contractor's P.O. No. _____

Approval _____

Representative _____

LEAD FREE*

Deringer™ 40 Reduced Pressure Zone Assembly 2" – 8"

The Deringer™ 40 Reduced Pressure Zone assembly prevents non-health hazard pollutants and hazardous contaminants from entering a potable water supply system when backpressure and/or backsiphonage conditions occur.

Features

- Integral shutoff valves valves designed for indoor or outdoor application
- 100% stainless steel housing
- Tamper-resistant test cocks
- Stainless steel braided wire sensing line
- Patented Dual-action™ second check module
 - Poppet action at low flow
 - Swing action at high flow
- Balanced chamber relief valve requiring no sliding seals
- Poppet action first check for more reliable relief valve closure
- Prewired supervisory switches
- Flange adapters available
- IPS grooved ends

Specification

Deringer 40 Reduced Pressure (RP) Zone assembly shall use two independent check modules and two integral resiliently seated shut-off valves, all of which shall be contained within a single rigid valve housing constructed entirely of 304 stainless steel. Both integral shutoff valves shall include pre-wired supervisory tamper switches contained within a weatherproof actuator housing approved for both indoor and outdoor use. Dual-action second check module shall operate as a "poppet style" check under low flow conditions, operate as a "swing style" check under high flow conditions, and use replaceable silicone elastomer sealing discs. The assembly test cocks shall be handle-less and operate through a tamper resistant actuator. The assembly shall have a single full access service port and cover with an in-line replaceable elastomer seal. The relief valve shall operate using only static seals (zero dynamic/sliding seals). All wetted surface relief valve components shall be constructed of stainless steel. The assembly shall be serviceable without special tools.

*The wetted surface of this product contacted by consumable water contains less than 0.25% of lead by weight.

Noryl is a registered trademark of SHPP Global Technologies B.V.

Ames Fire & Waterworks product specifications in U.S. customary units and metric are approximate and are provided for reference only. For precise measurements, please contact Ames Fire & Waterworks Technical Service. Ames Fire & Waterworks reserves the right to change or modify product design, construction, specifications, or materials without prior notice and without incurring any obligation to make such changes and modifications on Ames Fire & Waterworks products previously or subsequently sold.



Approved for Fire Protection, Waterworks, Plumbing, and Irrigation Applications

Materials

Valve Housing:	304 Stainless Steel
Valve Cover:	304 Stainless Steel
SOV Disks:	EPDM/304SS
SOV Shafts:	304 Stainless Steel
RV Spring	302 Stainless Steel
SOV Bearings:	PTFE Fluoropolymer/Bronze
Non-wetted Bolts:	Grade 8 Zinc Plated
Check Disks:	Silicone (NSF)
Wetted Fasteners:	18-8 Stainless Steel
RV Housing:	304 Stainless Steel
Check Springs:	17-7 Stainless Steel
Check Pins:	17-7/18-8 Stainless Steel
Check Seats:	Noryl® Polymer (NSF)
O-rings:	Buna-N (NSF)
RV Hose:	Braided Stainless Steel Wire

Pressure — Temperature

Temperature Range: 33°F – 140°F

Working Pressure: 10 – 175 psi

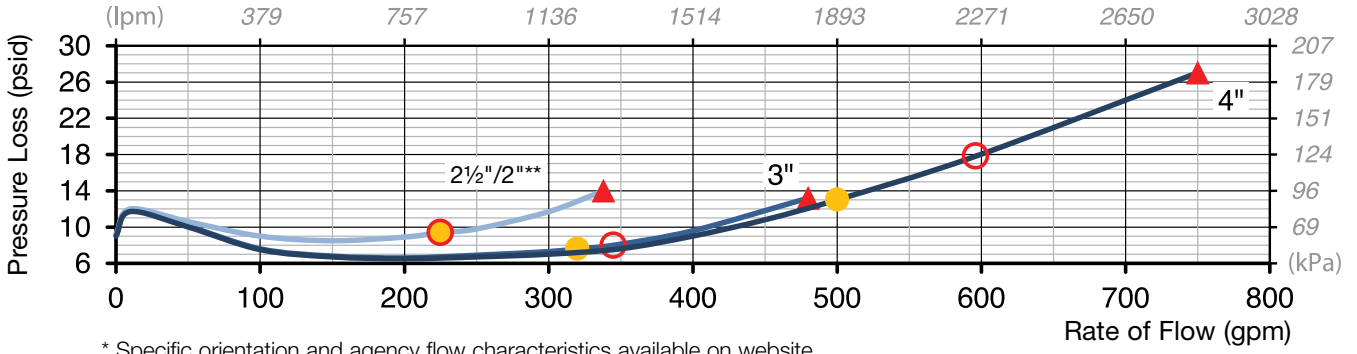
NOTICE

The information contained herein is not intended to replace the full product installation and safety information available or the experience of a trained product installer. You are required to thoroughly read all installation instructions and product safety information before beginning the installation of this product.

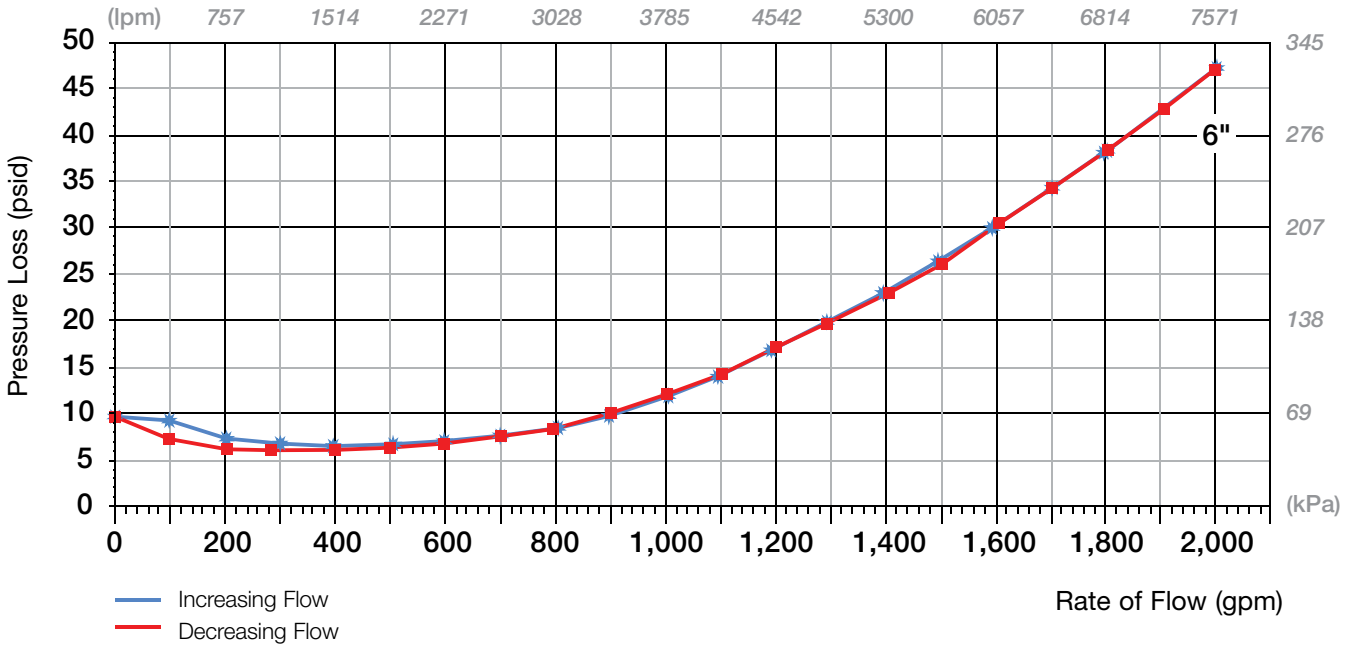


● = Rated Flow ▲ = UL Tested ○ = 15 fps

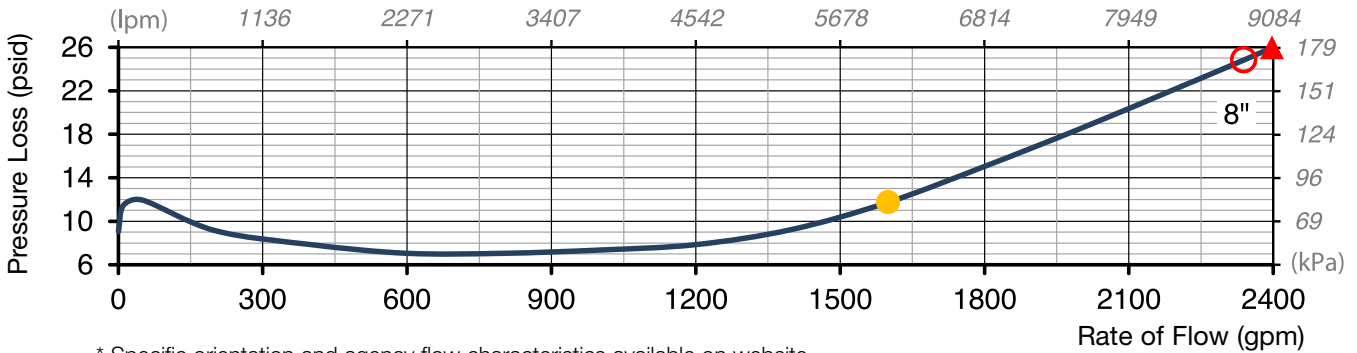
Flow Performance



* Specific orientation and agency flow characteristics available on website



— Increasing Flow
— Decreasing Flow



* Specific orientation and agency flow characteristics available on website

Standards

AWWA C511-07 Compliant

ANSI/NSF/CAN 61

UL Certified Health Effects

UL Certified to ANSI/NSF/CAN 372

LEAD FREE

End Connections

- IPS Groove for Steel Pipe:

AWWA C606

- Flange Adapters:

ANSI B16.1 Class 125



WATER QUALITY
[MH64212]
ANSI/NSF/CAN 61
ANSI/NSF/CAN 372
5NS5

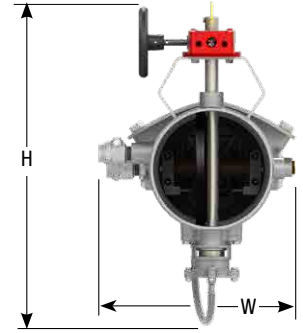



USC
APPROVED



1015

Dimensions – Weights



Size	Model	Ht		Hb		L		D		H		W		Weight	
		in.	mm	in.	mm	in.	mm	in.	mm	in.	mm	in.	mm	lb	kg
2 (2½)**	40	7.1	180	8.7	221	22.1	561	0.0	0	15.8	401	11.0	279	44	20
2½	40	7.1	180	8.7	221	18.7	475	0.0	0	15.8	401	11.0	279	42	19
3	40	7.4	188	8.7	221	18.7	475	0.0	0	16.1	409	11.0	279	44	20
4	40	7.9	201	8.7	221	18.7	475	0.2	5	16.6	422	11.0	279	46	21
6	40	10.1	257	10.5	267	25	635	1.0	25	20.3	516	12.2	310	73	33
8	40	10.4	264	10.7	272	31.0	787	1.8	46	21.1	536	13.8	351	145	66

**2" size uses a 2½" assembly with 2½" groove to 2" female NPT adapter and couplings. Adapter and couplings ship unassembled.



A WATTS Brand

USA: Backflow T: (978) 689-6066 • F: (978) 975-8350 • AmesFireWater.com
USA: Control Valves T: (713) 943-0688 • F: (713) 944-9445 • AmesFireWater.com
Canada: T: (888) 208-8927 • F: (905) 481-2316 • AmesFireWater.ca
Latin America: T: (52) 55-4122-0138 • AmesFireWater.com