

Engineering Specification

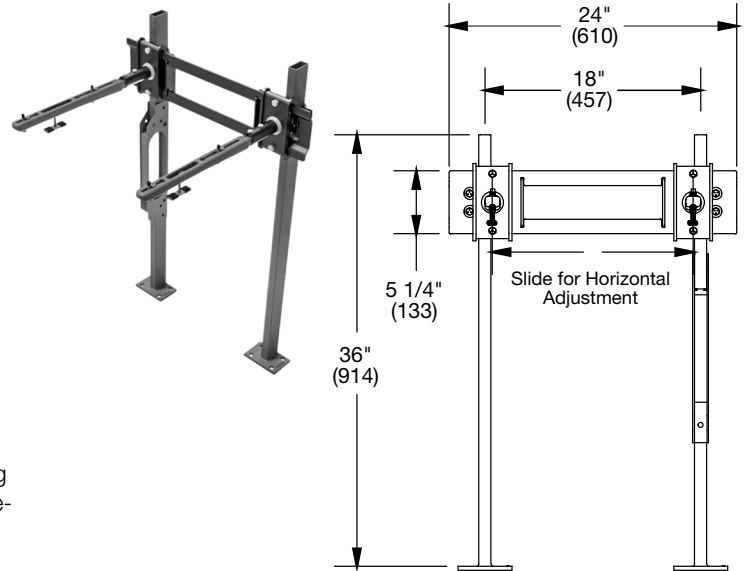
Job Name _____
 Job Location _____
 Engineer _____
 Approval _____
 Tag _____

Contractor _____
 Approval _____
 Contractor's P.O. No. _____
 Representative _____

TCA-411-WLA / TCA-411-WC-WLA Floor Mounted Concealed Arm "Track" Lavatory Carrier w/Waste Line Access

Specification

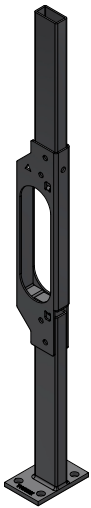
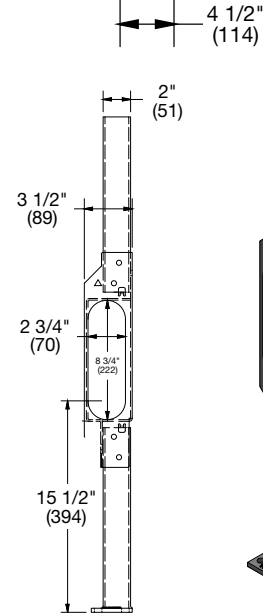
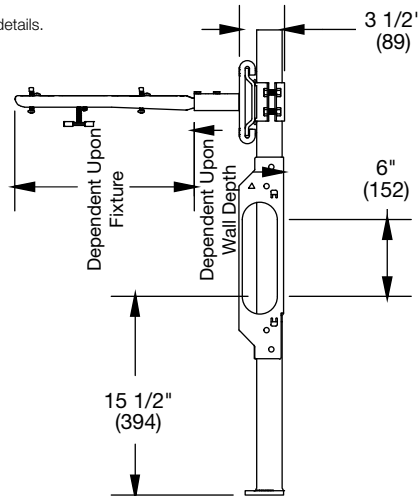
Watts TCA-411-WLA / TCA-411-WC-WLA epoxy coated fl floor mounted concealed arm track lavatory carrier with heavy g steel offset uprights and integral waste line access, steel or plate with integral mounting brackets, sliding adjustable arm brackets, and adjustable cast iron concealed arms with leveling screws, and basin locking device. Carrier complies with requirements of ASME A112.6.1M up to a 250 lb (113 kg) static load.



Call customer service at 1 - (888) 208-8927 if you need assistance with table details.

Options	
Suffix	Description
-M42	42" Long Carrier Leg
-M54	2" Chrome Plated Escutcheons
-M55	4" Chrome Plated Escutcheons

* Specify TCA-411-WC for 27" x 20" (675x500) Lavatories.



-WLA Option

NOTICE

Anchor legs to concrete floor with minimum 1/2"(13) anchor bolts (by others).

NOTICE

The information contained herein is not intended to replace the full product installation and safety information available or the experience of a trained product installer. You are required to thoroughly read all installation instructions and product safety information before beginning the installation of this product.

Watts product specifications in U.S. customary units and metric are approximate and are provided for reference only. For precise measurements, please contact Watts Technical Service. Watts reserves the right to change or modify product design, construction, specifications, or materials without prior notice and without incurring any obligation to make such changes and modifications on Watts products previously or subsequently sold.

