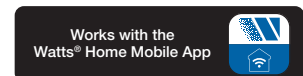



User Manual

WiFi Snow Melting Control 671



⚠ WARNING

 Please read carefully before proceeding with installation. Your failure to follow any attached instructions or operating parameters may lead to the product's failure. Keep this Manual for future reference.

THINK SAFETY FIRST

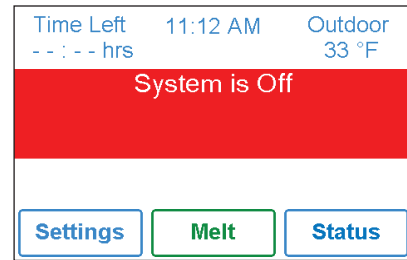
Introduction

The WiFi Snow Melting Control 671 operates hydronic and electric heating equipment designed to melt snow and/or ice from roads and walkway surfaces. The control works with the tekmar Snow/Ice Sensor 090 or Snow Sensor 095 to automatically detect snow or ice and operates a single boiler, steam valve, or electric cable to supply heat to the slab. The Watts® Home mobile application allows for remote operation and monitoring of the snow melting system from anywhere in the world.

Manual Melting Operation

Manual Start and Timed Stop

- Start from Control display
- Start from Watts® Home mobile app
- Start from manual switch contact
- Start from tekmarNet® User Switch

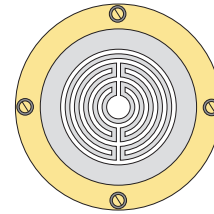


Press Melt button to start melting operation

Automatic Melting Operation

Automatic Start and Stop

- The Snow/Ice Sensor 090 or 094 is installed in the road or sidewalk.



OR

Automatic Start and Timed Stop

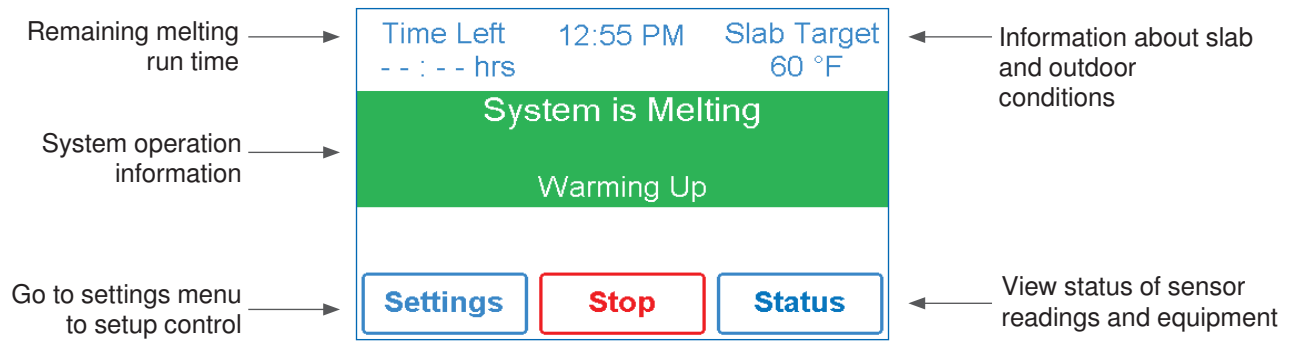
- The Snow Sensor 095 is installed on a pole outside the building.



NOTICE

The automatic sensors require regular cleaning at least once per year to ensure reliable operation. Clean the sensor with hot soapy water and scrub with a nylon brush, then rinse and wipe clean with a cloth.

User Interface

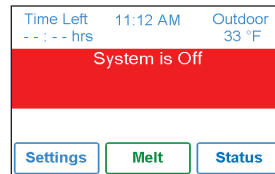


The snow melting system operates in one of these five modes:



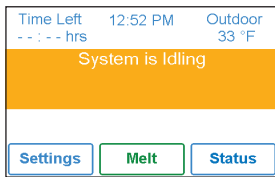
SYSTEM IS MELTING

The control has either detected snow/ice and automatically started or the control was manually started.



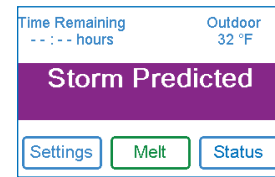
SYSTEM IS OFF

The snow melting system is off and is ready to detect snow or ice.



SYSTEM IS IDLING

The control is pre-heating the slab to the idling temperature. This reduces the amount of time needed to reach the melting temperature in the event snow or ice is detected.



STORM PREDICTED

The storm feature can be manually started through a user switch. This reduces the amount of time needed to reach the melting temperature in the event snow or ice is detected.



SYSTEM IN OVERRIDE

The control is in a manual override for testing purposes or manually disabled.

Symbols



WARNING SYMBOL

The control has a error message. Press the warning symbol to determine the error code and information on how to take corrective action. Refer to the Installation and Operation Manual for a list of error codes.

Need help? Go to our website or contact us.

tekmarControls.com | tekmar.customerservice@wattswater.com | 1-800-438-3903

tekmar[®]

A WATTS Brand

All specifications are subject to change without notice

Tel: 1-800-438-3903 • Fax: (250) 984-0815
tekmarControls.com

U-T-671 2215

© 2022 tekmar