

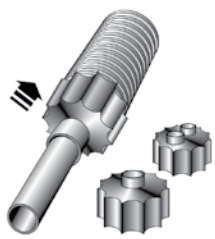
Instructions for R-flex Shrink Caps

Used with All R-flex Pipe

R-flex shrink caps provide a waterproof seal at the point where the R-flex transitions to a connection. Shrink Caps are designed to protect the interior insulation from water, as well as other jobsite debris.

Dust caps are to be used in areas where water is not present, such as where R-flex transitions into a building. If it is unknown the conditions of the environment, use a water tight Shrink Cap. If the environmental conditions are unknown, use a water-tight Shrink Cap.

Assembly instructions for Shrink Caps



1

Slide the cap over the carrier pipe and the jacket.



2

Use a heat gun or mini torch with soft yellow flame (**DO NOT use a blue flame!**) to gently shrink the cap. Extra care should be taken not to damage the outer jacket.



3

Press the cap, wearing protective gloves.



4


The tail end of the pipe is now sealed watertight.



Waterproof shrink caps.

Non-waterproof dust caps

Assembly instructions for Dust Caps



Slide the cap over the carrier pipe and jacket and tape the cap in place.

	Qty	Description	Order #	Model #
Shrink Caps	1	Single Pipe, 160/40-50	81012664	RFSC-40-50X1X160
	1	Single Pipe, 160/63	81012540	RFSC-63X1X160
	1	Single Pipe, 200/75-110	81012541	RFSC-75-110X1X200
	1	Dual Pipe, 125/2x1"	81012542	RFSC-1X2X125
	1	Dual Pipe, 125/2x32	81012543	RFSC-32X2X125
	1	Dual Pipe, 160/2x40	81012544	RFSC-40X2X160
	1	Dual Pipe, 200/2x50	81012545	RFSC-50X2X200
	1	Dual Pipe, 200/2x63	81012546	RFSC-63X2X200
Dust Caps	1	Single Pipe, 160/40	81012967	RFDC-40X1X160
	1	Single Pipe, 160/50	81012934	RFDC-50X1X160
	1	Single Pipe, 160/63	81012935	RFDC-63X1X160
	1	Single Pipe, 200/75	81012936	RFDC-75X1X200
	1	Single Pipe, 200/90	81012937	RFDC-90X1X200
	1	Single Pipe, 200/110	81012938	RFDC-110X1X200
	1	Dual Pipe, 125/2x1"	81012939	RFDC-1X2X125
	1	Dual Pipe, 125/2x32	81012940	RFDC-32X2X125
	1	Dual Pipe, 160/2x40	81012941	RFDC-40X2X160
	1	Dual Pipe, 200/2x50	81012942	RFDC-50X2X200
	1	Dual Pipe, 200/2x63	81012943	RFDC-63X2X200

WARNING

Keep hands away from any open flame. Do not touch – surface of shrink-wrap will be hot. Wear gloves when handling.


Instructions for R-flex Jacket Repairs

Used with All R-flex Pipe

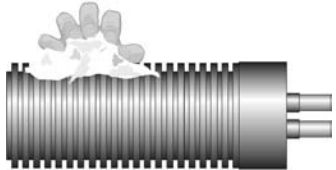
R-flex surface repair kit is designed to repair minor damage that may occur to the outer shell of the R-flex.

Qty	Description	Order #	Model #
1	125 mm Shrink Sleeve	81012592	RFRS125
1	160 mm Shrink Sleeve	81012593	RFRS160
1	200 mm Shrink Sleeve	81012594	RFRS200

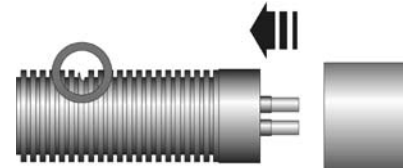
Assembly instructions



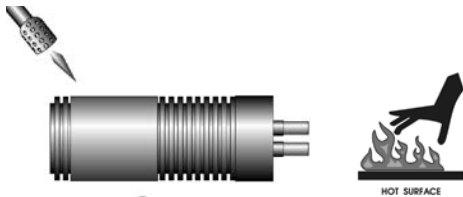
Locate damaged area.




Make sure the jacket of the pipe is dry and clean.



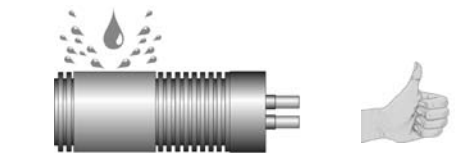
Slide the shrink sleeve over the damaged R-flex pipe. **NEVER CUT THE SLEEVE LENGTHWISE!**



Use a heat gun or mini torch with soft yellow flame (**do NOT use a blue flame!**) to gently shrink the repair sleeve.



Press the sleeve, wearing protective gloves.



The damaged jacket is now sealed watertight.

⚠ WARNING

Keep hands away from any open flame. Do not touch – surface of shrink wrap will be hot. Wear gloves when handling.

Limited Warranty: Watts Radiant (the "Company") warrants each product to be free from defects in material and workmanship under normal usage for a period of one year from the date of original shipment. In the event of such defects within the warranty period, the Company will, at its option, replace or recondition the product without charge.

THE WARRANTY SET FORTH HEREIN IS GIVEN EXPRESSLY AND IS THE ONLY WARRANTY GIVEN BY THE COMPANY WITH RESPECT TO THE PRODUCT. THE COMPANY MAKES NO OTHER WARRANTIES, EXPRESS OR IMPLIED. THE COMPANY HEREBY SPECIFICALLY DISCLAIMS ALL OTHER WARRANTIES, EXPRESS OR IMPLIED, INCLUDING BUT NOT LIMITED TO THE IMPLIED WARRANTIES OF MERCHANTABILITY AND FITNESS FOR A PARTICULAR PURPOSE.

The remedy described in the first paragraph of this warranty shall constitute the sole and exclusive remedy for breach of warranty, and the Company shall not be responsible for any incidental, special or consequential damages, including without limitation, lost profits or the cost of repairing or replacing other property which is damaged if this product does not work properly, other costs resulting from labor charges, delays, vandalism, negligence, fouling caused by foreign material, damage from adverse water conditions, chemical, or any other circumstances over which the Company has no control. This warranty shall be invalidated by any abuse, misuse, misapplication, improper installation or improper maintenance or alteration of the product.

Some States do not allow limitations on how long an implied warranty lasts, and some States do not allow the exclusion or limitation of incidental or consequential damages. Therefore the above limitations may not apply to you. This Limited Warranty gives you specific legal rights, and you may have other rights that vary from State to State. You should consult applicable state laws to determine your rights. **SO FAR AS IS CONSISTENT WITH APPLICABLE STATE LAW, ANY IMPLIED WARRANTIES THAT MAY NOT BE DISCLAIMED, INCLUDING THE IMPLIED WARRANTIES OF MERCHANTABILITY AND FITNESS FOR A PARTICULAR PURPOSE, ARE LIMITED IN DURATION TO ONE YEAR FROM THE DATE OF ORIGINAL SHIPMENT.**



USA: 4500 East Progress Place, Springfield, MO 65803; www.wattsradiant.com
Canada: 5435 North Service Rd., Burlington, ONT. L7L 5H7; www.wattscanada.ca