

# Instructions for Installing QuadRail™ Radiant Tubing Fastener

## Multi-size Rail Fastener for Hydronic Installations

### ⚠ WARNING



Read these instructions and all product labels **BEFORE** installation. Installation must be performed by qualified personnel, in accordance with local codes and standards.

**FAILURE TO COMPLY WITH PROPER INSTALLATION INSTRUCTIONS COULD DAMAGE PIPING, CONNECTIONS, AND ELECTRICAL ELEMENTS WHICH MAY CAUSE WATER DAMAGE AND/OR DAMAGE TO THE PIPING SYSTEM WHICH CAN RESULT IN PROPERTY DAMAGE AND/OR PERSONAL INJURY**

### NOTICE

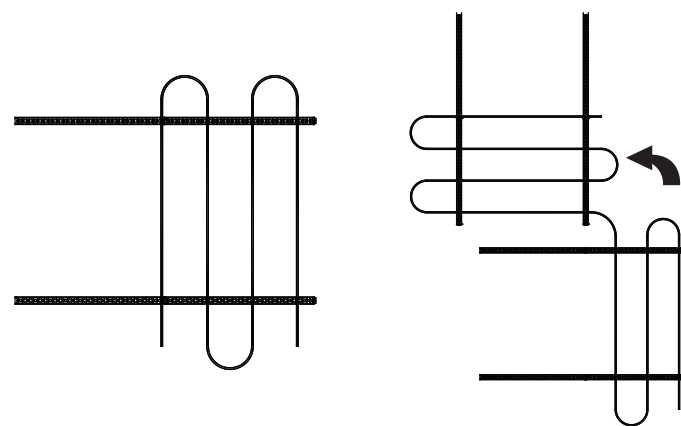
The use of ground stakes, foam staples, or nails may be used to secure the QuadRail™ to the substrate material. These fasteners are not included with QuadRail™ product and must be ordered separately.

- Space the QuadRails™ an appropriate distance apart to prevent tubing from lifting. The distance may vary depending on the pipe size used and application condition.

Typical spacing between QuadRails is 24" and 48" apart.



- Each row of QuadRail™ must remain perpendicular to the tubing to prevent tubing from binding.



### Site Preparation

QuadRail™ can be installed over a wide range of substrates, ranging from wood subfloor to dirt. Before installing QuadRail™ make sure the area is clear of any unwanted debris. Ground installations require the subgrade (soil, sand, gravel) to be properly prepared and compacted. When installing onto insulation board ensure the subgrade below the board is properly prepared to eliminate any voids between the grade and the board.

### Material Handling

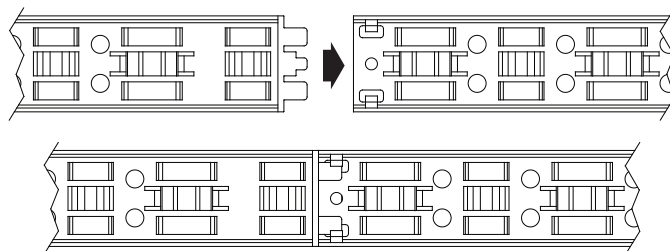
QuadRail™ are made from a specially formulated polypropylene compound designed to remain flexible while providing superior holding potential.

Avoid prolonged exposure to sunlight. Store in a shaded area, away from direct sunlight. Maximum storage temperature 122°F (50°C). Max operating temperature 180°F (82°C).

### Installation of QuadRail™

QuadRail™ is fabricated in 40" lengths and can be cut to length with the use of a utility knife or other suitable tool. Secure the QuadRail™ so it does not move, lift, or otherwise shift.

- Lay the QuadRail™ on the substrate and connect together for the appropriate length.



✓	Order #	Description
	81019941	40" QuadRail™, Bundle 10

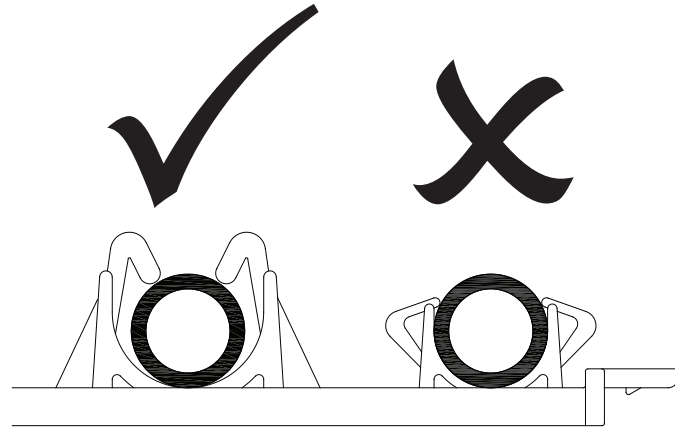
**WATTS®**

## Installation of Tubing

QuadRail™ can accommodate the following tubing and piping options:  
 RadiantPEX+™, RadiantPERT™, RadiantPEX-AL™, Onix™.

Each QuadRail™ is manufactured with two sizes of clips to accommodate a wide range of product sizes. Spacing interval for all sizes is 4 inches (center-to-center).

Product	Small Clip	Large Clip
RadiantPEX+™	3/8", 1/2"	5/8", 3/4"
RadiantPERT™		
RadiantPEX-AL™		3/4"
WaterPEX™		
Onix™	3/8"	1/2", 5/8"



Press the tubing into the appropriate clip, allowing the clip to close around the top of the tubing. Tubing should not lift from the clip. If either the clip does not close around the tubing, or the tubing can easily lift from the clip, push the tubing deeper into the clip or move the tubing to the larger clip.

**Limited Warranty:** Watts (the "Company") warrants each product to be free from defects in material and workmanship under normal usage for a period of one year from the date of original shipment. In the event of such defects within the warranty period, the Company will, at its option, replace or recondition the product without charge.

**THE WARRANTY SET FORTH HEREIN IS GIVEN EXPRESSLY AND IS THE ONLY WARRANTY GIVEN BY THE COMPANY WITH RESPECT TO THE PRODUCT. THE COMPANY MAKES NO OTHER WARRANTIES, EXPRESS OR IMPLIED. THE COMPANY HEREBY SPECIFICALLY DISCLAIMS ALL OTHER WARRANTIES, EXPRESS OR IMPLIED, INCLUDING BUT NOT LIMITED TO THE IMPLIED WARRANTIES OF MERCHANTABILITY AND FITNESS FOR A PARTICULAR PURPOSE.**

The remedy described in the first paragraph of this warranty shall constitute the sole and exclusive remedy for breach of warranty, and the Company shall not be responsible for any incidental, special or consequential damages, including without limitation, lost profits or the cost of repairing or replacing other property which is damaged if this product does not work properly, other costs resulting from labor charges, delays, vandalism, negligence, fouling caused by foreign material, damage from adverse water conditions, chemical, or any other circumstances over which the Company has no control. This warranty shall be invalidated by any abuse, misuse, misapplication, improper installation or improper maintenance or alteration of the product.

Some States do not allow limitations on how long an implied warranty lasts, and some States do not allow the exclusion or limitation of incidental or consequential damages. Therefore the above limitations may not apply to you. This Limited Warranty gives you specific legal rights, and you may have other rights that vary from State to State. You should consult applicable state laws to determine your rights. **SO FAR AS IS CONSISTENT WITH APPLICABLE STATE LAW, ANY IMPLIED WARRANTIES THAT MAY NOT BE DISCLAIMED, INCLUDING THE IMPLIED WARRANTIES OF MERCHANTABILITY AND FITNESS FOR A PARTICULAR PURPOSE, ARE LIMITED IN DURATION TO ONE YEAR FROM THE DATE OF ORIGINAL SHIPMENT.**



**USA:** Tel: (800) 276-2419 • Fax: (417) 864-8161 • Watts.com  
**Canada:** Tel: (905) 332-4090 • Fax: (905) 332-7068 • Watts.ca  
**Latin America:** Tel: (52) 55-4122-0138 • Watts.com