



























Gas Appliance Connectors & Plumbing Supplies


Connect with Confidence[®]



Peace of mind means
never having to doubt your gas connection

	Range Connectors	6-7
	Furnace Connectors	8-9
	Dryer Connectors	10-11
	Water Heater Connectors	12-13
	Space Heater Connectors	14-15
	Gas Log Connectors	16-17
	Wall Heater Connectors	18-19
	Tankless Water Heater Kits	20
	High BTU Connectors	21-22
	LP Gas Connectors.....	23
	Portable Outdoor Gas Connectors	23
	Manufactured Home Gas Connector Kits.....	24
	Moveable Foodservice Connectors and Accessories	25
	Gas Flow Measurement And Diagnostic Tool Kits	26
	Gas Adapters and Shutoff Valves	27
	Gas Appliance and Line Pressure Regulators	28
	Supr-Safe® Stainless Steel Gas Connector Specification.....	29
	SafetyShield® Yellow Coated Stainless Steel Gas Connector Specification	30
	LV Black Coated Stainless Steel Gas Connector Specification.....	31
	Ultra Flow® High BTU Gas Connector Specification	32
	Portable Outdoor Gas Connector Specification	33
	Certifications	34
	Dormont Showroom and POP Accessories	35
	Terms and Conditions	36
	Warranty Information.....	37

⚠ WARNING
This literature is not intended to replace the available installation instructions or the experience of a trained product installer. Please refer to the installation manual for further information and product warnings.



Stainless Steel Gas Connectors

Durable, naturally corrosion-resistant 304 stainless steel gas connectors for indoor or outdoor stationary appliance applications.



Coated Stainless Steel Gas Connectors

SafetyShield® features a premium antimicrobial coating to inhibit bacteria growth, improve corrosion and UV protection, and enhance flame and smoke resistance.



Stainless Steel Gas Hearth Connectors with High-Temperature Black Coating

Specifically engineered for high-temperature applications such as gas logs, fireplace inserts and free-standing fireplaces.

The coating also features a premium antimicrobial coating to inhibit bacteria growth, improve corrosion and UV protection, and enhance flame and smoke resistance.



Stainless Steel Gas Hearth Connectors with High-Temperature Black Coating for High BTU Applications

Engineered for high-temperature, high BTU applications such as gas logs, fireplace inserts and free-standing fireplaces.

Whisperflex also features a low-visibility black polymer coating that hides the connector from view. The coating also features a premium antimicrobial coating to inhibit bacteria growth, improve corrosion and UV protection, and enhance flame and smoke resistance.



High BTU Stainless Steel Gas Connectors

Available with hot-dipped, heavy-duty gray PVC coating, SafetyShield yellow coating or stainless steel for indoor and outdoor high BTU applications.

Gas Connector Kits are available for mobile home installations.



15 PSIG Stainless Steel Gas Connectors

Designed for outdoor, above-ground use, this gas connector is a safe and easy alternative to typical copper polyethylene connectors for the connection of propane tanks. This connector is rated to 15 PSIG—all other connectors are approved under ANSI Z21.24 to 1/2 PSIG.



Portable Outdoor Gas Connector

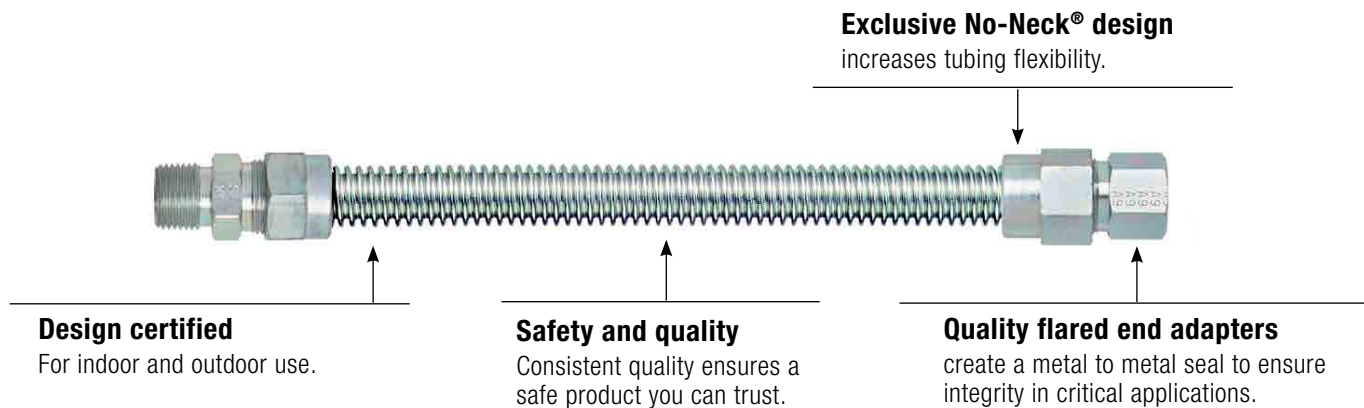
Designed for Portable Outdoor Gas Appliances use, above ground, this gas connector is a safe and easy to install alternative to typical installations and allows the user to safely move gas appliances around their Outdoor living space for convenience or storage



Commercial Foodservice Gas Connector and SnapFast Quick-Disconnect

Specifically engineered for commercial cooking equipment, the Dormont Safety System™ Blue Hose® features antimicrobial PVC coating and patented Stress Guard™ technology. The SnapFast QD and restraining cable complete the gas connection and extend the service life of the gas connector.

DURABLE, CORROSION-RESISTANT STAINLESS STEEL TUBING



Features

- 304 stainless steel.....
- No Neck® design
- Quality flared end adapters
- CSA Design Certified for indoor and outdoor use with natural, manufactured, mixed, liquefied petroleum (LP) and LP-gas air mixtures.

Benefits

- Durable, corrosion-resistant construction
- Increases flexibility
- Creates a metal to metal seal to ensure integrity in critical applications.
- Safety and Quality



Ordinary connector neck



Dormont No-Neck® Construction

Dormont's No-Neck® Design

With ordinary connectors, the tubing's straight neck enters the nut, and after being subjected to flexing, they may develop cracks that can result in a gas leak.

The Dormont No-Neck design reduces this danger because the first few tubing corrugations are enclosed within the nut. This results in increased tubing flexibility.

Indoor

CSA Design Certified under ANSI Z21.24/CSA 6.10, Dormont connectors are durable, flexible and easy to install. Designed with the safety of your home in mind, these connectors can be used for installation of all of the gas appliances throughout your home.

- Range
- Dryer
- Water Heater
- Gas Fireplaces
- Gas Logs
- Space Heater
- Furnace
- Wall Heater

Outdoor

CSA Design Certified under ANSI Z21.75/CSA 6.27 for gas connectors for the connection of fixed appliances for outdoor installation to the gas supply.

- Rooftop Units
- Outdoor Dryer
- Stationary Outdoor Grills
- Gas Fire Pits

Manufactured Home

CSA Design Certified under ANSI Z21.75/CSA 6.27 for gas connectors for the connection of park trailers and manufactured (mobile) homes to the gas supply. Large BTU capacity assures proper gas flow. Optional hot-dipped gray PVC coating provides added protection against weather and atmospheric conditions.

- Mobile Home Gas Meter
- Cross-over Gas Connection Kits

High BTU


CSA Design Certified under ANSI Z21.24/CSA 6.10, Dormont High BTU connectors ensure that gas appliances operate at their peak performance at all times. Refer to the BTU chart provided on page 14 for specifics.

- Commercial Water Heaters
- High-capacity Furnaces
- Boilers
- Tankless Water Heaters
- Up to 1.5 Million BTUs
- 1" OD, 1-1/4" OD and 1-1/2" OD



How to Select the Right Connector

1 Select your appliance type



All appliance types can be found in the Table of Contents on pg. 1 of the catalog

2 Select your gas connector coating options



Uncoated stainless steel: Dormont's base offering (available in all connector sizes)



Black powder coating: for applications where the connector needs to be less visible, such as hearth (available in 10 and 20 series)



Yellow powder coating: Offers additional protection from chemical or weather-related corrosion and an Antimicrobial additive to inhibit the growth of harmful bacteria, mold and mildew. (available in 10, 20, 30 and 40 series)



Gray PVC coating: Dormont's most durable, heavy-duty coating (available in 30, 40, 50 and 60 series)

3 Determine length and end fittings

Dormont gas connectors are available in 12", 18", 24", 30", 36", 48", 60" and 72" (dependent on series)
Determine the size fitting you need, whether it's male or female, a straight or angled connector valve

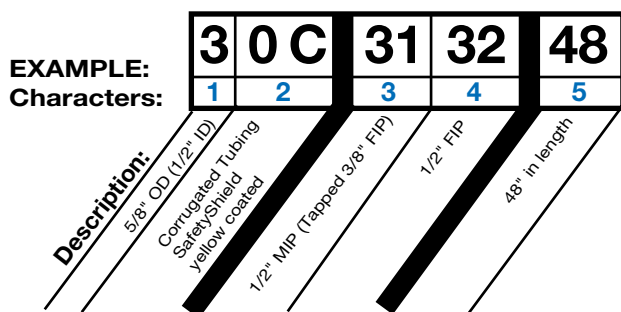


4 Identify your model number and corresponding ordering code

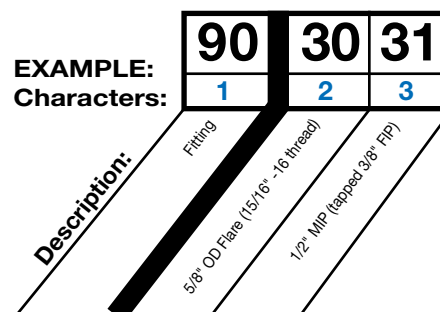
Please see the next page (pg. 5) for directions on how to build your applicable part number.

PART NUMBERING SYSTEM

Gas Connectors



Fittings and Gas Shutoff Valves



Character 1: Diameter of connector (choose one)

Part #	Description
1	3/8" OD (1/4" ID)
2	1/2" OD (3/8" ID)
3	5/8" OD (1/2" ID)
XL3	5/8" OD (1/2" ID) EFV Tubing
4	1" OD (3/4" ID)
5	1-1/4" OD (1" ID)
6	1-1/2" OD (1-1/4" ID)

Character 2: Coating

Part #	Description
0	Corrugated Tubing
OA	Low-visibility Black (available with 1/4", 3/8" & 1/2" ID)
OC	SafetyShield Yellow Coating (available with 1/4", 3/8", 1/2" & 3/4" ID)
1	Hot-dipped Gray PVC Coating (available with 1/2", 3/4", 1" & 1 1/4" ID)
1P	15 PSIG Connector with Hot-Dipped, Gray PVC Coating (available with 1/2" ID)

Character 1: Style of accessory (fitting or valve)

Part #	Description
90	Fitting
91	Connector Valve
92	Straight Valve
93	Angle Connector Valve
94	Full Port Valve
95	Elbow

Characters 3 & 4: Choice of fitting or valve for both ends of connector (choose two)

Part #	Description
21	3/8" MIP (Tapped 1/4" FIP)
22	3/8" FIP
23	3/8" MIP Elbow
24	3/8" FIP Elbow
31	1/2" MIP (Tapped 3/8" FIP)
32	1/2" FIP
33	1/2" MIP Elbow
34	1/2" FIP Elbow
35	1/2" FIP Straight Connector Valve
36	1/2" FIP Angle Connector Valve
41	3/4" MIP (Tapped 1/2" FIP)
42	3/4" FIP
43	3/4" MIP Elbow
44	3/4" FIP Elbow
45	3/4" FIP Straight Connector Valve
46	3/4" FIP Angle Connector Valve
51	1" MIP (Tapped 3/4" FIP)
52	1" FIP
61	1-1/4" MIP (Tapped 1" FIP)
62	1-1/4" FIP
98	Nut Only

Characters 2 & 3: Choice of fitting or valve for both ends of connector (choose two)

Part #	Description
10	3/8" OD Flare
20	1/2" OD Flare
21	3/8" MIP (Tapped 1/4" FIP)
22	3/8" FIP
30	5/8" OD Flare (15/16" - 16 Thread)
31	1/2" MIP (Tapped 3/8" FIP)
32	1/2" FIP
40	1" OD Flare
41	3/4" MIP (Tapped 1/2" FIP)
42	3/4" FIP
50	1-1/4" OD Flare
51	1" MIP (Tapped 3/4" FIP)
52	1" FIP
60	1-1/2" OD Flare
61	1-1/4" MIP (Tapped 1" FIP)
62	1-1/4" FIP

Character 5: Nominal length in inches. (choose one) 12

12	18	24	30	36	48	60	72
----	----	----	----	----	----	----	----



30 Series
5/8" OD (1/2" ID)



Supr-Safe® Stainless Steel
Standard Fittings

FIP end

MIP end



Model Number	Ordering Code	Description	Pack Quantity	Pack Weight (lbs)
30-4141-36	0240588	3/4" MIP x 3/4" MIP x 36"L	25	26
30-3141-36	0240156	1/2" MIP x 3/4" MIP x 36"L	25	25
30-3131-36	0240146	1/2" MIP x 1/2" MIP x 36"L	25	24
30-3242-36	0240543	1/2" FIP x 3/4" FIP x 36"L	25	24
30-4242-36	0240169	3/4" FIP x 3/4" FIP x 36"L	25	25
30-3232-36	0240164	1/2" FIP x 1/2" FIP x 36"L	25	22
30-3132-36	0240152	1/2" MIP x 1/2" FIP x 36"L	25	23
30-3142-36	0240160	1/2" MIP x 3/4" FIP x 36"L	25	24
30-3135-36	0240778	1/2" MIP x 1/2" FIP Ball Valve x 36"L	25	30
30-3235-36	0242390	1/2" FIP x 1/2" FIP Ball Valve x 36"L	25	30
30-4141-48	0240678	3/4" MIP x 3/4" MIP x 48"L	25	30
30-3141-48	0240157	1/2" MIP x 3/4" MIP x 48"L	25	29
30-3131-48	0240147	1/2" MIP x 1/2" MIP x 48"L	25	28
30-3242-48	0240649	1/2" FIP x 3/4" FIP x 48"L	25	27
30-4242-48	0240170	3/4" FIP x 3/4" FIP x 48"L	25	29
30-3232-48	0240165	1/2" FIP x 1/2" FIP x 48"L	25	26
30-3132-48	0240153	1/2" MIP x 1/2" FIP x 48"L	25	27
30-3142-48	0240161	1/2" MIP x 3/4" FIP x 48"L	25	28
30-3135-48	0240831	1/2" MIP x 1/2" FIP Ball Valve x 48"L	25	27
30-3235-48	0240823	1/2" FIP x 1/2" FIP Ball Valve x 48"L	25	27
30-4141-60	0240773	3/4" MIP x 3/4" MIP x 60"L	12	17
30-3141-60	0240158	1/2" MIP x 3/4" MIP x 60"L	12	16
30-3131-60	0240148	1/2" MIP x 1/2" MIP x 60"L	12	16
30-3242-60	0240753	1/2" FIP x 3/4" FIP x 60"L	12	16
30-4242-60	0240171	3/4" FIP x 3/4" FIP x 60"L	12	16
30-3232-60	0240166	1/2" FIP x 1/2" FIP x 60"L	12	15
30-3132-60	0240154	1/2" MIP x 1/2" FIP x 60"L	12	15
30-3142-60	0240162	1/2" MIP x 3/4" FIP x 60"L	12	16
30-3135-60	0240894	1/2" MIP x 1/2" FIP Ball Valve x 60"L	12	19
30-3235-60	0240893	1/2" FIP x 1/2" FIP Ball Valve x 60"L	12	18
30-4141-72	0240820	3/4" MIP x 3/4" MIP x 72"L	12	18
30-3141-72	0240159	1/2" MIP x 3/4" MIP x 72"L	12	18
30-3131-72	0240149	1/2" MIP x 1/2" MIP x 72"L	12	17
30-3242-72	0240794	1/2" FIP x 3/4" FIP x 72"L	12	17
30-4242-72	0240816	3/4" FIP x 3/4" FIP x 72"L	12	18
30-3232-72	0240783	1/2" FIP x 1/2" FIP x 72"L	12	17
30-3132-72	0240787	1/2" MIP x 1/2" FIP x 72"L	12	17
30-3142-72	0240801	1/2" MIP x 3/4" FIP x 72"L	12	18
30-3135-72	0240913	1/2" FIP x 1/2" FIP Ball Valve x 72"L	12	20
30-3235-72	0242391	1/2" FIP x 1/2" FIP Ball Valve x 72"L	12	20

* For additional configuration including nut x nut connectors see Gas Appliance Connectors and Plumbing Supplies Pricing Book or visit the Dormont website Dormont.com

** For product specifications see page 29

*** Retail bagged connectors available upon request

Note: Product Charts Represent Most Popular Configurations for the Specific Application.

Proudly Designed and Assembled in the USA



30C Series
5/8" OD (1/2" ID)

EXAMPLE					
Part#	3	0C	31	32	48
Character	1	2	3	4	5

Connection End Guide

Characters 3 & 4:
Choice of fitting or valve for both ends of connector (choose two)

Part #	
21	3/8" MIP (Tapped 1/4" FIP)
22	3/8" FIP
23	3/8" MIP Elbow
24	3/8" FIP Elbow
31	1/2" MIP (Tapped 3/8" FIP)
32	1/2" FIP
33	1/2" MIP Elbow
34	1/2" FIP Elbow
35	1/2" FIP Straight Connector Valve
36	1/2" FIP Angle Connector Valve
41	3/4" MIP (Tapped 1/2" FIP)
42	3/4" FIP
43	3/4" MIP Elbow
44	3/4" FIP Elbow
45	3/4" FIP Straight Connector Valve
46	3/4" FIP Angle Connector Valve
51	1" MIP (Tapped 3/4" FIP)
52	1" FIP
61	1-1/4" MIP (Tapped 1" FIP)
62	1-1/4" FIP
98	Nut Only

SafetyShield® Premium
Yellow Coated Stainless Steel
Standard Fittings



Model Number	Ordering Code	Description	Pack Quantity	Pack Weight (lbs)
30C-4141-36	0240715	3/4" MIP x 3/4" MIP x 36"L Coated	25	26
30C-3141-36	0240701	1/2" MIP x 3/4" MIP x 36"L Coated	25	25
30C-3131-36	0240173	1/2" MIP x 1/2" MIP x 36"L Coated	25	24
30C-3242-36	0242451	1/2" FIP x 3/4" FIP x 36"L Coated	25	24
30C-4242-36	0240711	3/4" FIP x 3/4" FIP x 36"L Coated	25	25
30C-3232-36	0240182	1/2" FIP x 1/2" FIP x 36"L Coated	25	22
30C-3132-36	0240178	1/2" MIP x 1/2" FIP x 36"L Coated	25	23
30C-3142-36	0015603	1/2" MIP x 3/4" FIP x 36"L Coated	25	24
30C-3135-36	0240854	1/2" MIP x 1/2" FIP Ball Valve x 36"L Coated	25	30
30C-3235-36	0242419	1/2" FIP x 1/2" FIP Ball Valve x 36"L Coated	25	38
30C-4141-48	0240774	3/4" MIP x 3/4" MIP x 48"L Coated	25	30
30C-3141-48	0240180	1/2" MIP x 3/4" MIP x 48"L Coated	25	29
30C-3131-48	0240174	1/2" MIP x 1/2" MIP x 48"L Coated	25	28
30C-3242-48	0240754	1/2" FIP x 3/4" FIP x 48"L Coated	25	27
30C-4242-48	0240771	3/4" FIP x 3/4" FIP x 48"L Coated	25	29
30C-3232-48	0240724	1/2" FIP x 1/2" FIP x 48"L Coated	25	26
30C-3132-48	0240179	1/2" MIP x 1/2" FIP x 48"L Coated	25	27
30C-3142-48	0240181	1/2" MIP x 3/4" FIP x 48"L Coated	25	28
30C-3135-48	0240895	1/2" MIP x 1/2" FIP Ball Valve x 48"L Coated	20	27
30C-3235-48	0242051	1/2" FIP x 1/2" FIP Ball Valve x 48"L Coated	20	27
30C-4141-60	0240848	3/4" MIP x 3/4" MIP x 60"L Coated	12	17
30C-3141-60	0240836	1/2" MIP x 3/4" MIP x 60"L Coated	12	16
30C-3131-60	0240175	1/2" MIP x 1/2" MIP x 60"L Coated	12	16
30C-3242-60	0240824	1/2" FIP x 3/4" FIP x 60"L Coated	12	16
30C-4242-60	0240846	3/4" FIP x 3/4" FIP x 60"L Coated	12	16
30C-3232-60	0240804	1/2" FIP x 1/2" FIP x 60"L Coated	12	15
30C-3132-60	0240807	1/2" MIP x 1/2" FIP x 60"L Coated	12	15
30C-3142-60	0240835	1/2" MIP x 3/4" FIP x 60"L Coated	12	16
30C-4132-60	0240825	3/4" MIP x 1/2" FIP x 60"L Coated	12	16
30C-3135-60	0242411	1/2" MIP x 1/2" FIP Ball Valve x 60"L Coated	12	19
30C-3235-60	0242052	1/2" FIP x 1/2" FIP Ball Valve x 60"L Coated	12	18
30C-3141-72	0240877	1/2" MIP x 3/4" MIP x 72"L Coated	12	18
30C-3131-72	0240859	1/2" MIP x 1/2" MIP x 72"L Coated	12	17
30C-3242-72	0240870	1/2" FIP x 3/4" FIP x 72"L Coated	12	17
30C-4242-72	0240887	3/4" FIP x 3/4" FIP x 72"L Coated	12	18
30C-3232-72	0240855	1/2" FIP x 1/2" FIP x 72"L Coated	12	17
30C-3132-72	0240857	1/2" MIP x 1/2" FIP x 72"L Coated	12	17
30C-3142-72	0240873	1/2" MIP x 3/4" FIP x 72"L Coated	12	18
30C-3135-72	0242412	1/2" MIP x 1/2" FIP Ball Valve x 72"L Coated	12	20
30C-3235-72	0242053	1/2" FIP x 1/2" FIP Ball Valve x 72"L Coated	12	20

* For additional configuration including nut x nut connectors see Gas Appliance Connectors and Plumbing Supplies Pricing Book or visit the Dormont website Dormont.com

** For product specifications see page 30

*** Retail bagged connectors available upon request

Note: Product Charts Represent Most Popular Configurations for the Specific Application.



30 Series
5/8" OD (1/2" ID)



Supr-Safe® Stainless Steel
Standard Gas Fittings

FIP end

MIP end



Model Number	Ordering Code	Description	Pack Quantity	Pack Weight (lbs)
30-3141-12	0240366	1/2" MIP x 3/4" MIP x 12"L	25	18
30-3131-12	0240343	1/2" MIP x 1/2" MIP x 12"L	25	17
30-4242-12	0240387	3/4" FIP x 3/4" FIP x 12"L	25	18
30-3232-12	0240326	1/2" FIP x 1/2" FIP x 12"L	25	16
30-3132-12	0240335	1/2" MIP x 1/2" FIP x 12"L	25	16
30-3135-12	0240681	1/2" MIP x 1/2" FIP Ball Valve x 12"L	25	23
30-3235-12	0240674	1/2" FIP x 1/2" FIP Ball Valve x 12"L	25	23
30-3141-18	0240416	1/2" MIP x 3/4" MIP x 18"L	25	20
30-3131-18	0240144	1/2" MIP x 1/2" MIP x 18"L	25	18
30-4242-18	0240441	3/4" FIP x 3/4" FIP x 18"L	25	19
30-3232-18	0240368	1/2" FIP x 1/2" FIP x 18"L	25	17
30-3132-18	0240150	1/2" MIP x 1/2" FIP x 18"L	25	18
30-3135-18	0240155	1/2" MIP x 1/2" FIP Ball Valve x 18"L	25	24
30-3235-18	0242388	1/2" FIP x 1/2" FIP Ball Valve x 18"L	25	24
30-3141-24	0240463	1/2" MIP x 3/4" MIP x 24"L	25	22
30-3131-24	0240145	1/2" MIP x 1/2" MIP x 24"L	25	21
30-4242-24	0240491	3/4" FIP x 3/4" FIP x 24"L	25	22
30-3232-24	0240163	1/2" FIP x 1/2" FIP x 24"L	25	19
30-3132-24	0240151	1/2" MIP x 1/2" FIP x 24"L	25	20
30-3135-24	0240735	1/2" MIP x 1/2" FIP Ball Valve x 24"L	25	26
30-3235-24	0240729	1/2" FIP x 1/2" FIP Ball Valve x 24"L	25	26
30-3141-30	0240538	1/2" MIP x 3/4" MIP x 30"L	25	23
30-3131-30	0240493	1/2" MIP x 1/2" MIP x 30"L	25	22
30-4242-30	0240568	3/4" FIP x 3/4" FIP x 30"L	25	23
30-3232-30	0240472	1/2" FIP x 1/2" FIP x 30"L	25	21
30-3132-30	0240483	1/2" MIP x 1/2" FIP x 30"L	25	21
30-3135-30	0240767	1/2" MIP x 1/2" FIP Ball Valve x 30"L	25	28
30-3235-30	0242389	1/2" FIP x 1/2" FIP Ball Valve x 30"L	25	27
30-3141-36	0240156	1/2" MIP x 3/4" MIP x 36"L	25	25
30-3131-36	0240146	1/2" MIP x 1/2" MIP x 36"L	25	24
30-4242-36	0240169	3/4" FIP x 3/4" FIP x 36"L	25	25
30-3232-36	0240164	1/2" FIP x 1/2" FIP x 36"L	25	22
30-3132-36	0240152	1/2" MIP x 1/2" FIP x 36"L	25	23
30-3135-36	0240778	1/2" MIP x 1/2" FIP Ball Valve x 36"L	25	30
30-3235-36	0242390	1/2" FIP x 1/2" FIP Ball Valve x 36"L	25	29

* For additional configuration including nut x nut connectors see Flexible Gas Connectors and Plumbing Supplies Pricing Book or visit the Dormont website Dormont.com

** For product specifications see page 29

*** Retail bagged connectors available upon request

Note: Product Charts Represent Most Popular Configurations for the Specific Application.

Proudly Designed and Assembled in the USA



30C Series
5/8" OD (1/2" ID)

EXAMPLE					
Part#	3	0C	31	32	48
Character	1	2	3	4	5

Connection End Guide

Characters 3 & 4:
Choice of fitting or valve for both ends of connector (choose two)

Part #	
21	3/8" MIP (Tapped 1/4" FIP)
22	3/8" FIP
23	3/8" MIP Elbow
24	3/8" FIP Elbow
31	1/2" MIP (Tapped 3/8" FIP)
32	1/2" FIP
33	1/2" MIP Elbow
34	1/2" FIP Elbow
35	1/2" FIP Straight Connector Valve
36	1/2" FIP Angle Connector Valve
41	3/4" MIP (Tapped 1/2" FIP)
42	3/4" FIP
43	3/4" MIP Elbow
44	3/4" FIP Elbow
45	3/4" FIP Straight Connector Valve
46	3/4" FIP Angle Connector Valve
51	1" MIP (Tapped 3/4" FIP)
52	1" FIP
61	1-1/4" MIP (Tapped 1" FIP)
62	1-1/4" FIP
98	Nut Only

SafetyShield® Yellow
Coated Stainless Steel
Standard Gas Fittings



Model Number	Ordering Code	Description	Pack Quantity	Pack Weight (lbs)
30C-3141-12	0240485	1/2" MIP x 3/4" MIP x 12"L Coated	25	18
30C-3131-12	0240455	1/2" MIP x 1/2" MIP x 12"L Coated	25	17
30C-4242-12	0240522	3/4" FIP x 3/4" FIP x 12"L Coated	25	18
30C-3232-12	0240434	1/2" FIP x 1/2" FIP x 12"L Coated	25	16
30C-3132-12	0240442	1/2" MIP x 1/2" FIP x 12"L Coated	25	16
30C-3135-12	0240749	1/2" MIP x 1/2" FIP Ball Valve x 12"L Coated	25	23
30C-3235-12	0242049	1/2" FIP x 1/2" FIP Ball Valve x 12"L Coated	25	23
30C-3141-18	0240560	1/2" MIP x 3/4" MIP x 18"L Coated	25	20
30C-3131-18	0240521	1/2" MIP x 1/2" MIP x 18"L Coated	25	18
30C-4242-18	0240590	3/4" FIP x 3/4" FIP x 18"L Coated	25	19
30C-3232-18	0240495	1/2" FIP x 1/2" FIP x 18"L Coated	25	17
30C-3132-18	0240176	1/2" MIP x 1/2" FIP x 18"L Coated	25	18
30C-3135-18	0240782	1/2" MIP x 1/2" FIP Ball Valve x 18"L Coated	25	24
30C-3235-18	0240776	1/2" FIP x 1/2" FIP Ball Valve x 18"L Coated	25	24
30C-3141-24	0240615	1/2" MIP x 3/4" MIP x 24"L Coated	25	22
30C-3131-24	0240172	1/2" MIP x 1/2" MIP x 24"L Coated	25	21
30C-4242-24	0240633	3/4" FIP x 3/4" FIP x 24"L Coated	25	22
30C-3232-24	0240564	1/2" FIP x 1/2" FIP x 24"L Coated	25	19
30C-3132-24	0240177	1/2" MIP x 1/2" FIP x 24"L Coated	25	20
30C-3135-24	0240799	1/2" MIP x 1/2" FIP Ball Valve x 24"L Coated	25	26
30C-3235-24	0242418	1/2" FIP x 1/2" FIP Ball Valve x 24"L Coated	25	26
30C-3141-30	0240666	1/2" MIP x 3/4" MIP x 30"L Coated	25	23
30C-3131-30	0240639	1/2" MIP x 1/2" MIP x 30"L Coated	25	22
30C-4242-30	0240684	3/4" FIP x 3/4" FIP x 30"L Coated	25	23
30C-3232-30	0240622	1/2" FIP x 1/2" FIP x 30"L Coated	25	21
30C-3132-30	0240628	1/2" MIP x 1/2" FIP x 30"L Coated	25	21
30C-3135-30	0242410	1/2" MIP x 1/2" FIP Ball Valve x 30"L Coated	25	28
30C-3235-30	0242050	1/2" FIP x 1/2" FIP Ball Valve x 30"L Coated	25	27
30C-3141-36	0240701	1/2" MIP x 3/4" MIP x 36"L Coated	25	25
30C-3131-36	0240173	1/2" MIP x 1/2" MIP x 36"L Coated	25	24
30C-4242-36	0240711	3/4" FIP x 3/4" FIP x 36"L Coated	25	25
30C-3232-36	0240182	1/2" FIP x 1/2" FIP x 36"L Coated	25	23
30C-3132-36	0240178	1/2" MIP x 1/2" FIP x 36"L Coated	25	23
30C-3135-36	0240854	1/2" MIP x 1/2" FIP Ball Valve x 36"L Coated	25	30
30C-3235-36	0242419	1/2" FIP x 1/2" FIP Ball Valve x 36"L Coated	25	29

* For additional configuration including nut x nut connectors see Flexible Gas Connectors and Plumbing Supplies Pricing Book or visit the Dormont website www.dormont.com

** For product specifications see page 30

*** Retail bagged connectors available upon request

Note: Product Charts Represent Most Popular Configurations for the Specific Application.



20 Series
1/2" OD (3/8" ID)



Supr-Safe® Stainless Steel
Standard Gas Fittings

FIP end

MIP end



Model Number	Ordering Code	Description	Pack Quantity	Pack Weight (lbs)
20-3131-36	0240119	1/2" MIP x 1/2" MIP x 36"L	25	19
20-2131-36	0240403	3/8" MIP x 1/2" MIP x 36"L	25	17
20-2232-36	0240364	3/8" FIP x 1/2" FIP x 36"L	25	17
20-3122-36	0240372	1/2" MIP x 3/8" FIP x 36"L	25	18
20-3132-36	0240126	1/2" MIP x 1/2" FIP x 36"L	25	19
20-3135-36	0240132	1/2" MIP x 1/2" FIP Ball Valve x 36"L	25	26
20-3131-48	0240120	1/2" MIP x 1/2" MIP x 48"L	25	22
20-2131-48	0240487	3/8" MIP x 1/2" MIP x 48"L	25	20
20-2232-48	0240449	3/8" FIP x 1/2" FIP x 48"L	25	21
20-3122-48	0240458	1/2" MIP x 3/8" FIP x 48"L	25	21
20-3132-48	0240127	1/2" MIP x 1/2" FIP x 48"L	25	22
20-3135-48	0240747	1/2" MIP x 1/2" FIP Ball Valve x 48"L	25	28
20-3131-60	0240121	1/2" MIP x 1/2" MIP x 60"L	12	13
20-2131-60	0242455	3/8" MIP x 1/2" MIP x 60"L	12	12
20-2232-60	0240601	3/8" FIP x 1/2" FIP x 60"L	12	12
20-3122-60	0240586	1/2" MIP x 3/8" FIP x 60"L	12	12
20-3132-60	0240128	1/2" MIP x 1/2" FIP x 60"L	12	12
20-3135-60	0240809	1/2" MIP x 1/2" FIP Ball Valve x 60"L	12	16
20-3131-72	0240122	1/2" MIP x 1/2" MIP x 72"L	12	14
20-2131-72	0242458	3/8" MIP x 1/2" MIP x 72"L	12	14
20-3122-72	0240680	1/2" MIP x 3/8" FIP x 72"L	12	14
20-3132-72	0240129	1/2" MIP x 1/2" FIP x 72"L	12	14
20-3135-72	0240853	1/2" MIP x 1/2" FIP Ball Valve x 72"L	12	18

* For additional configuration including nut x nut connectors see Flexible Gas Connectors and Plumbing Supplies Pricing Book or visit the Dormont website Dormont.com

** For product specifications see page 29

*** Retail bagged connectors available upon request

Note: Product Charts Represent Most Popular Configurations for the Specific Application.

Proudly Designed and Assembled in the USA



20C Series
1/2" OD (3/8" ID)

	EXAMPLE				
Part#	3	OC	31	32	48
Character	1	2	3	4	5

Connection End Guide

Characters 3 & 4:
Choice of fitting or valve for both ends of connector (choose two)

Part #	
21	3/8" MIP (Tapped 1/4" FIP)
22	3/8" FIP
23	3/8" MIP Elbow
24	3/8" FIP Elbow
31	1/2" MIP (Tapped 3/8" FIP)
32	1/2" FIP
33	1/2" MIP Elbow
34	1/2" FIP Elbow
35	1/2" FIP Straight Connector Valve
36	1/2" FIP Angle Connector Valve
41	3/4" MIP (Tapped 1/2" FIP)
42	3/4" FIP
43	3/4" MIP Elbow
44	3/4" FIP Elbow
45	3/4" FIP Straight Connector Valve
46	3/4" FIP Angle Connector Valve
51	1" MIP (Tapped 3/4" FIP)
52	1" FIP
61	1-1/4" MIP (Tapped 1" FIP)
62	1-1/4" FIP
98	Nut Only

SafetyShield® Yellow Coated Stainless Steel Standard Gas Fittings



Model Number	Ordering Code	Description	Pack Quantity	Pack Weight (lbs)
20C-3131-36	0240137	1/2" MIP x 1/2" MIP x 36"L Coated	25	19
20C-2131-36	0240559	3/8" MIP x 1/2" MIP x 36"L Coated	25	17
20C-2232-36	0240506	3/8" FIP x 1/2" FIP x 36"L Coated	25	17
20C-3122-36	0240512	1/2" MIP x 3/8" FIP x 36"L Coated	25	18
20C-3132-36	0240141	1/2" MIP x 1/2" FIP x 36"L Coated	25	19
20C-3135-36	0240775	1/2" MIP x 1/2" FIP Ball Valve x 36"L Coated	25	26
20C-3131-48	0240138	1/2" MIP x 1/2" MIP x 48"L Coated	25	22
20C-2131-48	0240643	3/8" MIP x 1/2" MIP x 48"L Coated	25	20
20C-2232-48	0240608	3/8" FIP x 1/2" FIP x 48"L Coated	25	21
20C-3122-48	0240618	1/2" MIP x 3/8" FIP x 48"L Coated	25	21
20C-3132-48	0240142	1/2" MIP x 1/2" FIP x 48"L Coated	25	22
20C-3135-48	0240815	1/2" MIP x 1/2" FIP Ball Valve x 48"L Coated	25	29
20C-3131-60	0240741	1/2" MIP x 1/2" MIP x 60"L Coated	12	13
20C-2131-60	0240727	3/8" MIP x 1/2" MIP x 60"L Coated	12	12
20C-2232-60	0240709	3/8" FIP x 1/2" FIP x 60"L Coated	12	12
20C-3122-60	0240713	1/2" MIP x 3/8" FIP x 60"L Coated	12	12
20C-3132-60	0240731	1/2" MIP x 1/2" FIP x 60"L Coated	12	12
20C-3135-60	0240872	1/2" MIP x 1/2" FIP Ball Valve x 60"L Coated	12	16
20C-3131-72	0240791	1/2" MIP x 1/2" MIP x 72"L Coated	12	14
20C-2131-72	0240786	3/8" MIP x 1/2" MIP x 72"L Coated	12	14
20C-2232-72	0240764	3/8" FIP x 1/2" FIP x 72"L Coated	12	14
20C-3122-72	0240768	1/2" MIP x 3/8" FIP x 72"L Coated	12	14
20C-3132-72	0240788	1/2" MIP x 1/2" FIP x 72"L Coated	12	14
20C-3135-72	0240905	1/2" MIP x 1/2" FIP Ball Valve x 72"L Coated	12	18

* For additional configuration including nut x nut connectors see Flexible Gas Connectors and Plumbing Supplies Pricing Book or visit the Dormont website www.dormont.com

** For product specifications see page 30

*** Retail bagged connectors available upon request

Note: Product Charts Represent Most Popular Configurations for the Specific Application.



20 Series
1/2" OD (3/8" ID)



Supr-Safe® Stainless Steel
Standard Gas Fittings

FIP end

MIP end



Model Number	Ordering Code	Description	Pack Quantity	Pack Weight (lbs)
20-2121-12	0240272	3/8" MIP x 3/8" MIP x 12"L	25	9
20-3131-12	0240290	1/2" MIP x 1/2" MIP x 12"L	25	13
20-2131-12	0240275	3/8" MIP x 1/2" MIP x 12"L	25	11
20-2222-12	0240256	3/8" FIP x 3/8" FIP x 12"L	25	11
20-2232-12	0242336	3/8" FIP x 1/2" FIP x 12"L	25	12
20-3132-12	0240123	1/2" MIP x 1/2" FIP x 12"L	25	13
20-3135-12	0240553	1/2" MIP x 1/2" FIP Ball Valve x 12"L	25	20
20-2121-18	0240297	3/8" MIP x 3/8" MIP x 18"L	25	10
20-3131-18	0240117	1/2" MIP x 1/2" MIP x 18"L	25	14
20-2222-18	0240265	3/8" FIP x 3/8" FIP x 18"L	25	12
20-2131-18	0240306	3/8" MIP x 1/2" MIP x 18"L	25	12
20-2232-18	0240284	3/8" FIP x 1/2" FIP x 18"L	25	13
20-3132-18	0240124	1/2" MIP x 1/2" FIP x 18"L	25	14
20-3135-18	0240130	1/2" MIP x 1/2" FIP Ball Valve x 18"L	25	21
20-2121-24	0240316	3/8" MIP x 3/8" MIP x 24"L	25	12
20-3131-24	0240118	1/2" MIP x 1/2" MIP x 24"L	25	16
20-2131-24	0240327	3/8" MIP x 1/2" MIP x 24"L	25	14
20-2222-24	0240286	3/8" FIP x 3/8" FIP x 24"L	25	13
20-2232-24	0240307	3/8" FIP x 1/2" FIP x 24"L	25	14
20-3132-24	0240125	1/2" MIP x 1/2" FIP x 24"L	25	16
20-3135-24	0240131	1/2" MIP x 1/2" FIP Ball Valve x 24"L	25	23
20-2121-30	0242330	3/8" MIP x 3/8" MIP x 18"L	25	14
20-3131-30	0240378	1/2" MIP x 1/2" MIP x 30"L	25	18
20-2131-30	0242331	3/8" MIP x 1/2" MIP x 30"L	25	16
20-2222-30	0242335	3/8" FIP x 3/8" FIP x 30"L	25	15
20-2232-30	0240337	3/8" FIP x 1/2" FIP x 30"L	25	16
20-3132-30	0240370	1/2" MIP x 1/2" FIP x 30"L	25	17
20-3135-30	0240675	1/2" MIP x 1/2" FIP Ball Valve x 30"L	25	24

* For additional configuration including nut x nut connectors see Flexible Gas Connectors and Plumbing Supplies Pricing Book or visit the Dormont website Dormont.com

** For product specifications see page 29

*** Retail bagged connectors available upon request

Note: Product Charts Represent Most Popular Configurations for the Specific Application.

WATER HEATER CONNECTORS

Proudly Designed and Assembled in the USA



20C Series 1/2" OD (3/8" ID)

EXAMPLE					
Part#	3	0C	31	32	48
Character	1	2	3	4	5

Connection End Guide

Characters 3 & 4:
Choice of fitting or valve for both ends of connector (choose two)

Part #	
21	3/8" MIP (Tapped 1/4" FIP)
22	3/8" FIP
23	3/8" MIP Elbow
24	3/8" FIP Elbow
31	1/2" MIP (Tapped 3/8" FIP)
32	1/2" FIP
33	1/2" MIP Elbow
34	1/2" FIP Elbow
35	1/2" FIP Straight Connector Valve
36	1/2" FIP Angle Connector Valve
41	3/4" MIP (Tapped 1/2" FIP)
42	3/4" FIP
43	3/4" MIP Elbow
44	3/4" FIP Elbow
45	3/4" FIP Straight Connector Valve
46	3/4" FIP Angle Connector Valve
51	1" MIP (Tapped 3/4" FIP)
52	1" FIP
61	1-1/4" MIP (Tapped 1" FIP)
62	1-1/4" FIP
98	Nut Only

SafetyShield® Yellow Coated Stainless Steel Standard Gas Fittings



Model Number	Ordering Code	Description	Pack Quantity	Pack Weight (lbs)
20C-2121-12	0242363	3/8" MIP x 3/8" MIP x 12"L	25	9
20C-3131-12	0240365	1/2" MIP x 1/2" MIP x 12"L	25	13
20C-2131-12	0242143	3/8" MIP x 1/2" MIP x 12"L	25	11
20C-2222-12	0240305	3/8" FIP x 3/8" FIP x 12"L	25	11
20C-2232-12	0242161	3/8" FIP x 1/2" FIP x 12"L	25	12
20C-3132-12	0240354	1/2" MIP x 1/2" FIP x 12"L	25	13
20C-3135-12	0240665	1/2" MIP x 1/2" FIP Ball Valve x 12"L	25	20
20C-2121-18	0242364	3/8" MIP x 3/8" MIP x 18"L	25	10
20C-3131-18	0240135	1/2" MIP x 1/2" MIP x 18"L	25	14
20C-2222-18	0242156	3/8" FIP x 3/8" FIP x 18"L	25	12
20C-2131-18	0242369	3/8" MIP x 1/2" MIP x 18"L	25	12
20C-2232-18	0242162	3/8" FIP x 1/2" FIP x 18"L	25	13
20C-3132-18	0240139	1/2" MIP x 1/2" FIP x 18"L	25	14
20C-3135-18	0240699	1/2" MIP x 1/2" FIP Ball Valve x 18"L	25	21
20C-2121-24	0242365	3/8" MIP x 3/8" MIP x 24"L	25	12
20C-3131-24	0240136	1/2" MIP x 1/2" MIP x 24"L	25	16
20C-2131-24	0240440	3/8" MIP x 1/2" MIP x 24"L	25	14
20C-2222-24	0242372	3/8" FIP x 3/8" FIP x 24"L	25	13
20C-2232-24	0240402	3/8" FIP x 1/2" FIP x 24"L	25	14
20C-3132-24	0240140	1/2" MIP x 1/2" FIP x 24"L	25	16
20C-3135-24	0240143	1/2" MIP x 1/2" FIP Ball Valve x 24"L	25	23
20C-2121-30	0242366	3/8" MIP x 3/8" MIP x 18"L	25	14
20C-3131-30	0240520	1/2" MIP x 1/2" MIP x 30"L	25	18
20C-2131-30	0242370	3/8" MIP x 1/2" MIP x 30"L	25	16
20C-2222-30	0242157	3/8" FIP x 3/8" FIP x 30"L	25	15
20C-2232-30	0242163	3/8" FIP x 1/2" FIP x 30"L	25	16
20C-3132-30	0240509	1/2" MIP x 1/2" FIP x 30"L	25	17
20C-3135-30	0240752	1/2" MIP x 1/2" FIP Ball Valve x 30"L	25	24

* For additional configuration including nut x nut connectors see Flexible Gas Connectors and Plumbing Supplies Pricing Book or visit the Dormont website www.dormont.com


** For product specifications see page 30

*** Retail bagged connectors available upon request

Note: Product Charts Represent Most Popular Configurations for the Specific Application.



10 Series
3/8" OD (1/4" ID)



Supr-Safe® Stainless Steel
Standard Gas Fittings

FIP end

MIP end



Model Number	Ordering Code	Description	Pack Quantity	Pack Weight (lbs)
10-3131-12	0240287	1/2" MIP x 1/2" MIP x 12"L	25	13
10-3132-12	0240276	1/2" MIP x 1/2" FIP x 12"L	25	13
10-3135-12	0240508	1/2" MIP x 1/2" FIP Ball Valve x 12"L	25	17
10-3131-18	0240108	1/2" MIP x 1/2" MIP x 18"L	25	14
10-3132-18	0240296	1/2" MIP x 1/2" FIP x 18"L	25	14
10-3135-18	0240556	1/2" MIP x 1/2" FIP Ball Valve x 28"L	25	18
10-3131-24	0240109	1/2" MIP x 1/2" MIP x 24"L	25	15
10-3132-24	0240315	1/2" MIP x 1/2" FIP x 24"L	25	15
10-3135-24	0240595	1/2" MIP x 1/2" FIP Ball Valve x 24"L	25	19
10-3131-30	0240353	1/2" MIP x 1/2" MIP x 30"L	25	17
10-3132-30	0240345	1/2" MIP x 1/2" FIP x 30"L	25	17
10-3135-30	0242279	1/2" MIP x 1/2" FIP Ball Valve x 24"L	25	20
10-3131-36	0240110	1/2" MIP x 1/2" MIP x 36"L	25	18
10-3132-36	0240112	1/2" MIP x 1/2" FIP x 36"L	25	18
10-3135-36	0240660	1/2" MIP x 1/2" FIP Ball Valve x 24"L	25	22
10-3131-48	0240111	1/2" MIP x 1/2" MIP x 48"L	25	20
10-3132-48	0240113	1/2" MIP x 1/2" FIP x 48"L	25	20
10-3135-48	0240708	1/2" MIP x 1/2" FIP Ball Valve x 48"L	25	24
10-3131-60	0240599	1/2" MIP x 1/2" MIP x 60"L	12	11
10-3132-60	0240581	1/2" MIP x 1/2" FIP x 60"L	12	11
10-3135-60	0240769	1/2" MIP x 1/2" FIP Ball Valve x 60"L	12	13
10-3131-72	0240664	1/2" MIP x 1/2" MIP x 72"L	12	12
10-3132-72	0240652	1/2" MIP x 1/2" FIP x 72"L	12	12
10-3135-72	0242188	1/2" MIP x 1/2" FIP Ball Valve x 72"L	12	14

* For additional configuration including nut x nut connectors see Flexible Gas Connectors and Plumbing Supplies Pricing Book or visit the Dormont website Dormont.com

** For product specifications see page 29

*** Retail bagged connectors available upon request

Note: Product Charts Represent Most Popular Configurations for the Specific Application.

Proudly Designed and Assembled in the USA



10C Series
3/8" OD (1/4" ID)

EXAMPLE					
Part#	3	OC	31	32	48
Character	1	2	3	4	5

Connection End Guide

Characters 3 & 4:
Choice of fitting or valve for both ends of connector (choose two)

Part #	
21	3/8" MIP (Tapped 1/4" FIP)
22	3/8" FIP
23	3/8" MIP Elbow
24	3/8" FIP Elbow
31	1/2" MIP (Tapped 3/8" FIP)
32	1/2" FIP
33	1/2" MIP Elbow
34	1/2" FIP Elbow
35	1/2" FIP Straight Connector Valve
36	1/2" FIP Angle Connector Valve
41	3/4" MIP (Tapped 1/2" FIP)
42	3/4" FIP
43	3/4" MIP Elbow
44	3/4" FIP Elbow
45	3/4" FIP Straight Connector Valve
46	3/4" FIP Angle Connector Valve
51	1" MIP (Tapped 3/4" FIP)
52	1" FIP
61	1-1/4" MIP (Tapped 1" FIP)
62	1-1/4" FIP
98	Nut Only

SafetyShield®
Yellow Coated Stainless Steel
Standard Gas Fittings



Model Number	Ordering Code	Description	Pack Quantity	Pack Weight (lbs)
10C-3131-12	0240358	1/2" MIP x 1/2" MIP x 12"L Coated	25	10
10C-3132-12	0240348	1/2" MIP x 1/2" FIP x 12"L Coated	25	10
10C-3135-12	0240629	1/2" MIP x 1/2" FIP Ball Valve x 12"L Coated	25	15
10C-3131-18	0240396	1/2" MIP x 1/2" MIP x 18"L Coated	25	11
10C-3132-18	0240381	1/2" MIP x 1/2" FIP x 18"L Coated	25	11
10C-3135-18	0240667	1/2" MIP x 1/2" FIP Ball Valve x 18"L Coated	25	16
10C-3131-24	0240435	1/2" MIP x 1/2" MIP x 24"L Coated	25	13
10C-3132-24	0240419	1/2" MIP x 1/2" FIP x 24"L Coated	25	13
10C-3135-24	0240694	1/2" MIP x 1/2" FIP Ball Valve x 24"L Coated	25	16
10C-3131-30	0240482	1/2" MIP x 1/2" MIP x 30"L Coated	25	14
10C-3132-30	0240461	1/2" MIP x 1/2" FIP x 30"L Coated	25	14
10C-3135-30	0242318	1/2" MIP x 1/2" FIP Ball Valve x 30"L Coated	25	19
10C-3131-36	0240530	1/2" MIP x 1/2" MIP x 36"L Coated	25	15
10C-3132-36	0240507	1/2" MIP x 1/2" FIP x 36"L Coated	25	15
10C-3135-36	0240734	1/2" MIP x 1/2" FIP Ball Valve x 36"L Coated	25	20
10C-3131-48	0240616	1/2" MIP x 1/2" MIP x 48"L Coated	25	17
10C-3132-48	0240115	1/2" MIP x 1/2" FIP x 48"L Coated	25	17
10C-3135-48	0240780	1/2" MIP x 1/2" FIP Ball Valve x 48"L Coated	25	22
10C-3131-60	0242317	1/2" MIP x 1/2" MIP x 60"L Coated	12	10
10C-3132-60	0240700	1/2" MIP x 1/2" FIP x 60"L Coated	12	10
10C-3135-60	0240841	1/2" MIP x 1/2" FIP Ball Valve x 60"L Coated	12	13
10C-3131-72	0240751	1/2" MIP x 1/2" MIP x 72"L Coated	12	11
10C-3132-72	0240743	1/2" MIP x 1/2" FIP x 72"L Coated	12	11
10C-3135-72	0242319	1/2" MIP x 1/2" FIP Ball Valve x 72"L Coated	12	14

* For additional configuration including nut x nut connectors see Flexible Gas Connectors and Plumbing Supplies Pricing Book or visit the Dormont website www.dormont.com

** For product specifications see page 30

*** Retail bagged connectors available upon request

Note: Product Charts Represent Most Popular Configurations for the Specific Application.



10A Series
3/8" OD (1/4" ID)

10ANW Series
3/8" OD (1/4" ID)



Whisperflex®

**LV Black Coated
Standard Gas Fittings**



Model Number	Ordering Code	Description	Pack Quantity	Pack Weight (lbs)
10A-2121-12	0240373	3/8" MIP x 3/8" MIP x 12"L Black Coated	25	8
10A-2131-12	0240386	3/8" MIP x 1/2" MIP x 12"L Black Coated	25	9
10A-3131-12	0240407	1/2" MIP x 1/2" MIP x 12"L Black Coated	25	10
10A-3132-12	0240377	1/2" MIP x 1/2" FIP x 12"L Black Coated	25	10
10A-2135-12	0240634	3/8" MIP x 1/2" FIP Ball Valve x 12"L Black Coated	25	14
10A-2121-18	0240412	3/8" MIP x 3/8" MIP x 18"L Black Coated	25	9
10A-2131-18	0240430	3/8" MIP x 1/2" MIP x 18"L Black Coated	25	10
10A-3131-18	0240450	1/2" MIP x 1/2" MIP x 18"L Black Coated	25	11
10A-3132-18	0240417	1/2" MIP x 1/2" FIP x 18"L Black Coated	25	11
10A-2135-18	0240670	3/8" MIP x 1/2" FIP Ball Valve x 18"L Black Coated	25	15
10A-2121-24	0240452	3/8" MIP x 3/8" MIP x 24"L Black Coated	25	10
10A-2131-24	0240466	3/8" MIP x 1/2" MIP x 24"L Black Coated	25	11
10A-3131-24	0240486	1/2" MIP x 1/2" MIP x 24"L Black Coated	25	13
10A-3132-24	0240456	1/2" MIP x 1/2" FIP x 24"L Black Coated	25	13
10A-2135-24	0240698	3/8" MIP x 1/2" FIP Ball Valve x 24"L Black Coated	25	16
10A-2121-30	0240496	3/8" MIP x 3/8" MIP x 30"L Black Coated	25	12
10A-2131-30	0240519	3/8" MIP x 1/2" MIP x 30"L Black Coated	25	13
10A-3131-30	0240547	1/2" MIP x 1/2" MIP x 30"L Black Coated	25	14
10A-3132-30	0240504	1/2" MIP x 1/2" FIP x 30"L Black Coated	25	14
10A-2121-36	0240546	3/8" MIP x 3/8" MIP x 36"L Black Coated	25	12
10A-2131-36	0240566	3/8" MIP x 1/2" MIP x 36"L Black Coated	25	14
10A-3131-36	0240587	1/2" MIP x 1/2" MIP x 36"L Black Coated	25	15
10A-3132-36	0240551	1/2" MIP x 1/2" FIP x 36"L Black Coated	25	15
10A-2135-36	0240738	3/8" MIP x 1/2" FIP Ball Valve x 36"L Black Coated	25	19

**WhisperFlex Premium Black coated
Standard Gas Fittings**



Model Number	Ordering Code	Description	Pack Quantity	Pack Weight (lbs)
10ANW-2132-12	0240462	3/8" MIP x 1/2" FIP x 12"L Black Coated WF	25	15
10ANW-2132-18	0240557	3/8" MIP x 1/2" FIP x 18"L Black Coated WF	25	16
10ANW-2132-24	0240645	3/8" MIP x 1/2" FIP x 24"L Black Coated WF	25	17

* For additional configuration including nut x nut connectors see Flexible Gas Connectors and Plumbing Supplies Pricing Book or visit the Dormont website Dormont.com
** For product specifications see page 31
*** Retail bagged connectors available upon request

Proudly Designed and Assembled in the USA



20A Series
1/2" OD (3/8" ID)

20ANW Series
1/2" OD (3/8" ID)

EXAMPLE					
Part#	3	0C	31	32	48
Character	1	2	3	4	5

Connection End Guide

Characters 3 & 4:
Choice of fitting or valve for both ends of connector (choose two)

Part #	
21	3/8" MIP (Tapped 1/4" FIP)
22	3/8" FIP
23	3/8" MIP Elbow
24	3/8" FIP Elbow
31	1/2" MIP (Tapped 3/8" FIP)
32	1/2" FIP
33	1/2" MIP Elbow
34	1/2" FIP Elbow
35	1/2" FIP Straight Connector Valve
36	1/2" FIP Angle Connector Valve
41	3/4" MIP (Tapped 1/2" FIP)
42	3/4" FIP
43	3/4" MIP Elbow
44	3/4" FIP Elbow
45	3/4" FIP Straight Connector Valve
46	3/4" FIP Angle Connector Valve
51	1" MIP (Tapped 3/4" FIP)
52	1" FIP
61	1-1/4" MIP (Tapped 1" FIP)
62	1-1/4" FIP
98	Nut Only

**LV Black Coated
Standard Gas Fittings**



Model Number	Ordering Code	Description	Pack Quantity	Pack Weight (lbs)
20A-2131-12	0240423	3/8" MIP x 1/2" MIP x 12"L Black Coated	25	11
20A-3131-12	0240448	1/2" MIP x 1/2" MIP x 12"L Black Coated	25	13
20A-3132-12	0240438	1/2" MIP x 1/2" FIP x 12"L Black Coated	25	13
20A-3135-12	0242126	1/2" MIP x 1/2" FIP Ball Valve x 12"L Black Coated	25	20
20A-2131-18	0240473	3/8" MIP x 1/2" MIP x 18"L Black Coated	25	10
20A-3131-18	0240502	1/2" MIP x 1/2" MIP x 18"L Black Coated	25	14
20A-3132-18	0240490	1/2" MIP x 1/2" FIP x 18"L Black Coated	25	12
20A-3135-18	0242356	1/2" MIP x 1/2" FIP Ball Valve x 18"L Black Coated	25	21
20A-2131-24	0240529	3/8" MIP x 1/2" MIP x 24"L Black Coated	25	12
20A-3131-24	0240558	1/2" MIP x 1/2" MIP x 24"L Black Coated	25	16
20A-3132-24	0240550	1/2" MIP x 1/2" FIP x 24"L Black Coated	25	16
20A-3135-24	0242124	1/2" MIP x 1/2" FIP Ball Valve x 24"L Black Coated	25	23
20A-2131-30	0240589	3/8" MIP x 1/2" MIP x 30"L Black Coated	25	14
20A-3131-30	0240609	1/2" MIP x 1/2" MIP x 30"L Black Coated	25	18
20A-3132-30	0240605	1/2" MIP x 1/2" FIP x 30"L Black Coated	25	17
20A-3135-30	0242125	1/2" MIP x 1/2" FIP Ball Valve x 30"L Black Coated	25	24
20A-2131-36	0240624	3/8" MIP x 1/2" MIP x 36"L Black Coated	25	17
20A-3131-36	0240650	1/2" MIP x 1/2" MIP x 36"L Black Coated	25	19
20A-3132-36	0240549	1/2" MIP x 1/2" FIP x 36"L Black Coated	25	19
20A-3135-36	0242126	1/2" MIP x 1/2" FIP Ball Valve x 36"L Black Coated	25	26

**WhisperFlex Black coated
Standard Gas Fittings**



Model Number	Ordering Code	Description	Pack Quantity	Pack Weight (lbs)
20ANW-3132-12	0240561	1/2" MIP x 1/2" FIP x 12"L Black Coated WF	25	21
20ANW-3132-18	0240663	1/2" MIP x 1/2" FIP x 18"L Black Coated WF	25	23
20ANW-3132-24	0240722	1/2" MIP x 1/2" FIP x 24"L Black Coated WF	25	26



* For additional configuration including nut x nut connectors see Flexible Gas Connectors and Plumbing Supplies Pricing Book or visit the Dormont website Dormont.com

** For product specifications see page 31

*** Retail bagged connectors available upon request

SAFETY SHIELD®

10C Series
3/8" OD (1/4" ID)



SafetyShield® Yellow
Coated Stainless Steel
Standard Gas Fittings



Model Number	Ordering Code	Description	Pack Quantity	Pack Weight (lbs)
10C-3132-12	0240348	1/2" MIP x 1/2" FIP x 12"L Coated	25	10
10C-3132-18	0240381	1/2" MIP x 1/2" FIP x 18"L Coated	25	11
10C-3132-24	0240419	1/2" MIP x 1/2" FIP x 24"L Coated	25	13
10C-3132-30	0240461	1/2" MIP x 1/2" FIP x 30"L Coated	25	14
10C-3132-36	0240507	1/2" MIP x 1/2" FIP x 36"L Coated	25	15
10C-3132-48	0240115	1/2" MIP x 1/2" FIP x 48"L Coated	25	17
10C-3132-60	0240700	1/2" MIP x 1/2" FIP x 60"L Coated	12	10
10C-3132-72	0240743	1/2" MIP x 1/2" FIP x 72"L Coated	12	11

* For additional configuration including nut x nut connectors see Flexible Gas Connectors and Plumbing Supplies Pricing Book or visit the Dormont website Dormont.com

** For product specifications see page 30

*** Retail bagged connectors available upon request

Note: Product Charts Represent Most Popular Configurations for the Specific Application.

Proudly Designed and Assembled in the USA



10A Series
3/8" OD (1/4" ID)

EXAMPLE					
Part#	3	OC	31	32	48
Character	1	2	3	4	5

Connection End Guide

Characters 3 & 4:
Choice of fitting or valve for both ends of connector (choose two)

Part #	
21	3/8" MIP (Tapped 1/4" FIP)
22	3/8" FIP
23	3/8" MIP Elbow
24	3/8" FIP Elbow
31	1/2" MIP (Tapped 3/8" FIP)
32	1/2" FIP
33	1/2" MIP Elbow
34	1/2" FIP Elbow
35	1/2" FIP Straight Connector Valve
36	1/2" FIP Angle Connector Valve
41	3/4" MIP (Tapped 1/2" FIP)
42	3/4" FIP
43	3/4" MIP Elbow
44	3/4" FIP Elbow
45	3/4" FIP Straight Connector Valve
46	3/4" FIP Angle Connector Valve
51	1" MIP (Tapped 3/4" FIP)
52	1" FIP
61	1-1/4" MIP (Tapped 1" FIP)
62	1-1/4" FIP
98	Nut Only

LV Premium Black Coated
Standard Gas Fittings



Model Number	Ordering Code	Description	Pack Quantity	Pack Weight (lbs)
10A-2121-12	0240373	3/8" MIP x 3/8" MIP x 12"L Black Coated	25	8
10A-2131-12	0240386	3/8" MIP x 1/2" MIP x 12"L Black Coated	25	9
10A-3131-12	0240407	1/2" MIP x 1/2" MIP x 12"L Black Coated	25	10
10A-3132-12	0240377	1/2" MIP x 1/2" FIP x 12"L Black Coated	25	10
10A-2121-18	0240412	3/8" MIP x 3/8" MIP x 18"L Black Coated	25	9
10A-2131-18	0240430	3/8" MIP x 1/2" MIP x 18"L Black Coated	25	10
10A-3131-18	0240450	1/2" MIP x 1/2" MIP x 18"L Black Coated	25	11
10A-3132-18	0240417	1/2" MIP x 1/2" FIP x 18"L Black Coated	25	11
10A-2121-24	0240452	3/8" MIP x 3/8" MIP x 24"L Black Coated	25	10
10A-2131-24	0240466	3/8" MIP x 1/2" MIP x 24"L Black Coated	25	11
10A-3131-24	0240486	1/2" MIP x 1/2" MIP x 24"L Black Coated	25	13
10A-3132-24	0240456	1/2" MIP x 1/2" FIP x 24"L Black Coated	25	13
10A-2121-30	0240496	3/8" MIP x 3/8" MIP x 30"L Black Coated	25	12
10A-2131-30	0240519	3/8" MIP x 1/2" MIP x 30"L Black Coated	25	13
10A-3131-30	0240547	1/2" MIP x 1/2" MIP x 30"L Black Coated	25	14
10A-3132-30	0240504	1/2" MIP x 1/2" FIP x 30"L Black Coated	25	14
10A-2121-36	0240546	3/8" MIP x 3/8" MIP x 36"L Black Coated	25	12
10A-2131-36	0240566	3/8" MIP x 1/2" MIP x 36"L Black Coated	25	14
10A-3131-36	0240587	1/2" MIP x 1/2" MIP x 36"L Black Coated	25	15
10A-3132-36	0240551	1/2" MIP x 1/2" FIP x 36"L Black Coated	25	15

* For additional configuration including nut x nut connectors see Flexible Gas Connectors and Plumbing Supplies Pricing Book or visit the Dormont website Dormont.com

** For product specifications see page 31

*** Retail bagged connectors available upon request

Note: Product Charts Represent Most Popular Configurations for the Specific Application.

TANKLESS WATER HEATER KITS



Gas Tankless Water Heater Connection Kits

Get everything you need for a gas tankless water heater installation in one comprehensive kit.

Kits include

- Single Union Serve Valve Set
- High BTU Flexible Gas Connector for Indoor/Outdoor Installations
- Full Port Gas Ball Valve

Tankless Water Heater Connection Kits are available with either of the below connectors.

41 Series High BTU Gas Connector

Heavy-duty, antimicrobial, hot-dipped gray PVC coating for unmatched protection from weather and abuse, Ideal for outdoor installations



40C Series High BTU Gas Connector

Yellow polymer coating providing easy gas line identification and providing extra protection from chemical corrosion



Tankless Water Heater Kits

Model Number	Ordering Code	Description	Pack Quantity	Pack Weight (lbs)
LFTV75FKIT18NW	242443	Single Union Service Valve set, 18" Ultra Flow Gray PVC Coated High BTU Gas Connector, Full Port Gas	1	7
LFTV75FKIT24NW	242444	Single Union Service Valve set, 24" Ultra Flow Gray PVC Coated High BTU Gas Connector, Full Port Gas	1	7
LFTV75FKIT18NW-CV	68004829	Single Union Service Valve set, 18" Safety Shield Yellow Coated High BTU Gas Connector, Full Port Gas Ball Valve	1	6
LFTV75FKIT24NW-CV	68004682	Single Union Service Valve set, 24" Safety Shield Yellow Coated High BTU Gas Connector, Full Port Gas Ball Valve	1	8



40/41/40C Series

1" OD (3/4" ID)

50/51 Series

1-1/4" OD (1" ID)

60/61 Series

1-1/2" OD (1-1/4" ID)



Ultra Flow® High BTU Gas Connectors



Model Number	Ordering Code	Description	Pack Quantity	Pack Weight (lbs)
41-4142-12	0240923	3/4" MIP x 3/4" FIP x 12"L PVC coating	1	1
41-4142-18	0240937	3/4" MIP x 3/4" FIP x 18"L PVC coating	1	2
41-4142-24	0240186	3/4" MIP x 3/4" FIP x 24"L PVC coating	1	2
41-4142-30	0240187	3/4" MIP x 3/4" FIP x 30"L PVC coating	1	2
41-4142-36	0240188	3/4" MIP x 3/4" FIP x 36"L PVC coating	1	2
41-4142-48	0240976	3/4" MIP x 3/4" FIP x 48"L PVC coating	1	3
41-4142-60	0240997	3/4" MIP x 3/4" FIP x 60"L PVC coating	1	4
41-4142-72	0241035	3/4" MIP x 3/4" FIP x 72"L PVC coating	1	6
51-5152-12	0241012	1" MIP x 1" FIP x 12"L PVC coating	1	2
51-5152-18	0241018	1" MIP x 1" FIP x 18"L PVC coating	1	2
51-5152-24	0241029	1" MIP x 1" FIP x 24"L PVC coating	1	3
51-5152-30	0241039	1" MIP x 1" FIP x 30"L PVC coating	1	3
51-5152-36	0241051	1" MIP x 1" FIP x 36"L PVC coating	1	4
51-5152-48	0241066	1" MIP x 1" FIP x 48"L PVC coating	1	5
51-5152-60	0241090	1" MIP x 1" FIP x 60"L PVC coating	1	5
51-5152-72	0241118	1" MIP x 1" FIP x 72"L PVC coating	1	6
61-6162-12	0241195	1-1/4" MIP x 1-1/4" FIP x 12"L PVC coating	1	3
61-6162-18	0241205	1-1/4" MIP x 1-1/4" FIP x 18"L PVC coating	1	3
61-6162-24	0241215	1-1/4" MIP x 1-1/4" FIP x 24"L PVC coating	1	4
61-6162-30	0241228	1-1/4" MIP x 1-1/4" FIP x 30"L PVC coating	1	4
61-6162-36	0241237	1-1/4" MIP x 1-1/4" FIP x 36"L PVC coating	1	4
61-6162-48	0241260	1-1/4" MIP x 1-1/4" FIP x 48"L PVC coating	1	5
61-6162-60	0241274	1-1/4" MIP x 1-1/4" FIP x 60"L PVC coating	1	6
61-6162-72	0242437	1-1/4" MIP x 1-1/4" FIP x 72"L PVC coating	1	7

[Watch the ULTRAflow Overview Video, linking here](#)

Applications

Tankless Water Heaters, Boilers,
Mobile Homes, Gas Packs,
Rooftop HVAC, Stationary
Standby Generators,
Commercial Water Heaters

* For additional configuration including nut x nut connectors see Gas Appliance Connectors and Plumbing Supplies Pricing Book or visit the Dormont website Dormont.com

** For product specifications see page 32

*** Retail bagged connectors available upon request

Note: Product Charts Represent Most Popular Configurations for the Specific Application.



SafetyShield® Yellow Coated High Btu Stainless Steel

MIP end

FIP end



Model Number	Ordering Code	Description	Pack Quantity	Pack Weight (lbs)
40C-4142-12	0240884	3/4" MIP x 3/4" FIP x 12"L Coated	1	2
40C-4142-18	0240908	3/4" MIP x 3/4" FIP x 18"L Coated	1	2
40C-4142-24	0240927	3/4" MIP x 3/4" FIP x 24"L Coated	1	2
40C-4142-30	0240939	3/4" MIP x 3/4" FIP x 30"L Coated	1	3
40C-4142-36	0240950	3/4" MIP x 3/4" FIP x 36"L Coated	1	3
40C-4142-48	0240969	3/4" MIP x 3/4" FIP x 48"L Coated	1	4
40C-4142-60	0240986	3/4" MIP x 3/4" FIP x 60"L Coated	1	6
40C-4142-72	0242120	3/4" MIP x 3/4" FIP x 72"L Coated	1	6



SUPR-SAFE® High BTU Stainless Steel

MIP end

FIP end



Model Number	Ordering Code	Description	Pack Quantity	Pack Weight (lbs)
40-4142-12	0240828	3/4" MIP x 3/4" FIP x 12"L	1	1
40-4142-18	0240866	3/4" MIP x 3/4" FIP x 18"L	1	1
40-4142-24	0240185	3/4" MIP x 3/4" FIP x 24"L	1	1
40-4142-30	0240924	3/4" MIP x 3/4" FIP x 30"L	1	2
40-4142-36	0240935	3/4" MIP x 3/4" FIP x 36"L	1	2
40-4142-48	0240955	3/4" MIP x 3/4" FIP x 48"L	1	2
40-4142-60	0240973	3/4" MIP x 3/4" FIP x 60"L	1	2
40-4142-72	0240987	3/4" MIP x 3/4" FIP x 72"L	1	3
50-5152-12	0240998	1" MIP x 1" FIP x 12"L	1	1
50-5152-18	0241010	1" MIP x 1" FIP x 18"L	1	1
50-5152-24	0241007	1" MIP x 1" FIP x 24"L	1	2
50-5152-30	0241015	1" MIP x 1" FIP x 30"L	1	2
50-5152-36	0241026	1" MIP x 1" FIP x 36"L	1	2
50-5152-48	0241049	1" MIP x 1" FIP x 48"L	1	3
50-5152-60	0241064	1" MIP x 1" FIP x 60"L	1	3
50-5152-72	0241088	1" MIP x 1" FIP x 72"L	1	3
60-6162-12	0241185	1-1/4" MIP x 1-1/4" FIP x 12"L	1	2
60-6162-18	0241192	1-1/4" MIP x 1-1/4" FIP x 18"L	1	2
60-6162-24	0241193	1-1/4" MIP x 1-1/4" FIP x 24"L	1	2
60-6162-30	0241206	1-1/4" MIP x 1-1/4" FIP x 30"L	1	2
60-6162-36	0241223	1-1/4" MIP x 1-1/4" FIP x 36"L	1	3
60-6162-48	0241235	1-1/4" MIP x 1-1/4" FIP x 48"L	1	3
60-6162-60	0241254	1-1/4" MIP x 1-1/4" FIP x 60"L	1	4
60-6162-72	0241259	1-1/4" MIP x 1-1/4" FIP x 72"L	1	4

Note: Product Charts Represent Most Popular Configurations for the Specific Application.

31P Series
5/8" OD (1/2" ID)



Applications

- From 1st stage regulator on LP tank to riser
- From riser to 2nd stage regulator at the home
- From LP tank to home

Advantages

- Safe and easy alternative to typical copper or polyethylene connectors
- Increase productivity with quick installation because fittings are already attached
- No cutting or flaring of copper needed which saves time and material
- 304 stainless steel tubing significantly reduces the chance of the material work hardening as opposed to copper tubing
- Heavy-duty, hot-dipped gray PVC coating for extra strength and protection against corrosion

LP Gas Connectors-15 PSIG

Model Number	Ordering Code	Description	Pack Quantity	Pack Weight (lbs)
31P-31P32P-24	0240966	5/8" OD Propane Connector with Fittings (1/2" MIP x 1/2" FIP x 24"L)	25	19
31P-31P32P-36	0240974	5/8" OD Propane Connector with Fittings (1/2" MIP x 1/2" FIP x 36"L)	25	22
31P-31P32P-48	0240982	5/8" OD Propane Connector with Fittings (1/2" MIP x 1/2" FIP x 48"L)	25	26
31P-31P32P-60	0240994	5/8" OD Propane Connector with Fittings (1/2" MIP x 1/2" FIP x 60"L)	12	15
31P-31P32P-72	0241030	5/8" OD Propane Connector with Fittings (1/2" MIP x 1/2" FIP x 72"L)	12	16

PORTABLE OUTDOOR GAS APPLIANCE CONNECTORS

20D Series
3/8" ID

30D Series
1/2" ID



Dormont portable outdoor natural gas connectors are developed specifically to connect any outdoor NG or LP appliance to the gas supply piping. Portable outdoor gas connectors allow the user to move their gas appliance around their outdoor living space to accommodate guests, or personal preference.

Product Part Numbers

Model	Ordering Code	Description	Application	Dimension	
				ft.	m
20D-10QD	0241666	3/8" X 10' Portable Outdoor Gas Connector	Natural and LP Gas	10	3
20D-12QD	0241667	3/8" X 12' Portable Outdoor Gas Connector	Natural and LP Gas	12	4
30D-10QD	0241668	1/2" x 10' Portable Outdoor Gas Connector	Natural and LP Gas	10	3
30D-12QD	0241669	1/2" x 12' Portable Outdoor Gas Connector	Natural and LP Gas	12	4

30 and 31 Series
5/8" OD (1/2" ID)

40 and 41 Series
1" OD (3/4" ID)

50 Series
1-1/4" OD (1" ID)



Standard Gas Connector Kits

Model Number	Ordering Code	Description	Pack Quantity	Pack Weight (lbs)
7010-3132	0241071	(1) #30-3132-24" Gas Connector (1/2" MIP x 1/2" FIP) 1/2" quick-disconnect, (1) Dust Cap and Dust Plug, (1) Warning Tag	1	1
7020-4142	0241023	(1) #30-4142-24" Gas Connector (3/4" MIP x 3/4" FIP) 3/4" quick-disconnect, (1) Dust Cap and Dust Plug, (1) Warning Tag	1	2
7030-4142	0241058	(1) #40-4142-24" Gas Connector (3/4" MIP x 3/4" FIP) 3/4" quick-disconnect, (1) Dust Cap and Dust Plug, (1) Warning Tag	1	2



Gas Connector Kits with Hot-Dipped Gray PVC Coating

Model Number	Ordering Code	Description	Pack Quantity	Pack Weight (lbs)
7110-3132	0241091	(1) #31-3132-24" Gas Connector (1/2" MIP x 1/2" FIP) 1/2" quick-disconnect, (1) Dust Cap and Dust Plug, (1) Warning Tag	1	2
7120-4142	0241043	(1) #31-4142-24" Gas Connector (3/4" MIP x 3/4" FIP) 3/4" quick-disconnect, (1) Dust Cap and Dust Plug, (1) Warning Tag	1	2
7130-4142	0241555	(1) #41-4142-24" Gas Connector (3/4" MIP x 3/4" FIP) 3/4" quick-disconnect, (1) Dust Cap and Dust Plug, (1) Warning Tag	1	3



Gas Connector Kits with Full Port Valve

Model Number	Ordering Code	Description	Pack Quantity	Pack Weight (lbs)
7021-4142	0241549	(1) #30-4142-24" Gas Connector (3/4" MIP x 3/4" FIP) (1) 3/4" NPT Full Port Valve, (1) 3/4" Plastic Protection Dust Plug, (1) 3/4" Plastic Protection Cap	1	2
7031-4142	0241005	(1) #40-4142-24" Gas Connector (3/4" MIP x 3/4" FIP) (1) 3/4" NPT Full Port Valve, (1) 3/4" Plastic Protection Dust Plug, (1) 3/4" Plastic Protection Cap	1	2
7041-5152	0241099	(1) #50-5152-24" Gas Connector (1" MIP x 1" FIP) (1) 1" NPT Full Port Valve, (1) 1" Plastic Protection Dust Plug, (1) 1" Plastic Protection Cap	1	5

MOVEABLE FOODSERVICE CONNECTORS AND ACCESSORIES

Proudly Designed and Assembled in the USA

1650 Series
5/8" OD (1/2" ID)

1675 Series
1" OD (3/4" ID)

16100 Series
1-1/4" OD (1" ID)



SnapFast



High BTU commercial gas cooking equipment requires specifically designed gas connection systems to ensure that they are supplied with the correct amount of gas to function properly.

Dormont makes the following components designed to be used together for a maximum CODE-COMPLIANT food service equipment installation.

The Dormont Blue Hose®

The Dormont commercial-grade, braided, coated, stainless steel gas connector is specifically designed to enable the equipment to be safely moved on a regular basis for cleaning and maintenance as determined by code requirements.

The Restraining Cable

Prevents excess strain on the gas connector when moving the appliance.

The SnapFast® One-Handed, Quick-Disconnect Coupling

Makes connecting and disconnecting the equipment faster, easier and safer.

[Watch the Dormont Blue Hose Installation Video, linked here](#)



BTU/hr†	ID	PART #	Blue Hose	Snap-Fast	Valve & Elbows	Restraining Device
55k	1/2"	1650KIT72	√	√	√	√
60k	1/2"	1650KIT60	√	√	√	√
68k	1/2"	1650KIT48	√	√	√	√
77k	1/2"	1650KIT36	√	√	√	√
87k	1/2"	1650KIT24	√	√	√	√
139k	3/4"	1675KIT72*	√	√	√	√
158k	3/4"	1675KIT60*	√	√	√	√
180k	3/4"	1675KIT48*	√	√	√	√
218k	3/4"	1675KIT36*	√	√	√	√
232k	3/4"	1675KIT24*	√	√	√	√
279k	1"	16100KIT72	√	√	√	√
294k	1"	16100KIT60	√	√	√	√
334k	1"	16100KIT48	√	√	√	√
379k	1"	16100KIT36	√	√	√	√
414k	1"	16100KIT24	√	√	√	√
419k	1-1/4"	16125KIT72	√	√	√	√
476k	1-1/4"	16125KIT60	√	√	√	√
541k	1-1/4"	16125KIT48	√	√	√	√
615k	1-1/4"	16125KIT36	√	√	√	√
699k	1-1/4"	16125KIT24	√	√	√	√

87k	1/2"	1650BP72	√			
93k	1/2"	1650BP60	√			
106k	1/2"	1650BP48	√			
120k	1/2"	1650BP36	√			
150k	1/2"	1650BP24	√			
175k	3/4"	1675BP72	√			
198k	3/4"	1675BP60	√			
225k	3/4"	1675BP48	√			
256k	3/4"	1675BP36	√			
291k	3/4"	1675BP24	√			
350k	1"	16100BP72	√			
397k	1"	16100BP60	√			
451k	1"	16100BP48	√			
512k	1"	16100BP36	√			
582k	1"	16100BP24	√			
645k	1-1/4"	16125BP72	√			
733k	1-1/4"	16125BP60	√			
833k	1-1/4"	16125BP48	√			
946k	1-1/4"	16125BP36	√			
1075k	1-1/4"	16125BP24	√			

† Minimum Flow Capacity (0.64 Sp. Gr., 1000 BTU/ft3 Natural Gas at 0.5" wc pressure drop)

Note: Product Charts Represent Most Popular Configurations for the Specific Application.

FloPro™-MD

Gas Flow and Pressure Measurement System

Intermittent gas appliance issues are tough to diagnose.

FloPro-MD helps you troubleshoot and diagnose gas-related issues on hand, on-site. Troubleshoot with confidence, reduce callbacks, and provide solid service your customers can count on.

- Easy installation with common, off-the-shelf tools
- Ideal for servicing, diagnostics, & routine maintenance
- Perfect for commercial kitchen appliances, boilers, tankless water heaters, furnaces, dryers, kitchen appliances, standby power generators, light commercial boilers and water heaters & rooftop units
- App available for download at these locations



[Watch the FloPro-MD Product Overview Video, linked here](#)



Real Time Data via Free, User-Friendly Bluetooth App
(Android™ and iOS™)



Calculates Everything for You



Flowmeter, Manometer, & Calculator in One Tool



Compatible with Natural Gas (NG) & Propane (LPG)

FloPro-MD Kit Options

Model Number	Ordering Code	Description	Pack Quantity	Pack Weight (lbs)
FPMD75FFKIT	68004852	Dormont FloPro-MD 3/4" FNPT, Standard Hard Case KIT	1	3
FPMD75FFKITQ	68005190	Dormont FloPro-MD 3/4" FNPT with SnapFast® Quick Disconnect(QD) and Hard Case Kit	1	3



FloPro-MD Standard Kit



FloPro-MD with SnapFast QD Kit

Gas Adapters



Easy to Use Handle

- Handles are ergonomically designed for smooth turns.
- Quarter-turn handle design makes for easy on/off operation.
- Most handles feature a lock-out for added safety.

Easier Installation

- Large wrench flats allow for quick, easy installation.

Reliable Long-Lasting Performance

- The forged brass body eliminates the possibility of leaks associated with cast products.
- All valves are 100% leak tested.
- Valves are approved and design-certified by CSA for use with natural, manufactured, mixed liquefied petroleum gases, and LP gas-air mixtures.

IMPORTANT: The National Fuel Gas Code (ANSI Z223.1) requires each outlet, including a valve, be closed gas tight with a threaded plug or cap immediately after installation and until equipment is connected, and when equipment is disconnected from an outlet and the outlet is not to be used again immediately.

Model Number	Ordering Code	Description	Pack Quantity	Pack Weight (lbs)
90-3031	0240194	5/8" OD Flare (15/16" - 16 thread) x 1/2" MIP (Tapped 3/8" FIP)	25	6
90-3041	0240196	5/8" OD Flare (15/16" - 16 thread) x 3/4" MIP (Tapped 1/2" FIP)	25	7
90-3032	0240195	5/8" OD Flare (15/16" - 16 thread) x 1/2" FIP	25	5
90-3042	0240197	5/8" OD Flare (15/16" - 16 thread) x 3/4" FIP	25	5
95-3042	0241568	5/8" OD Flare (15/16" - 16 thread) x 3/4" FIP Elbow	25	7
90-2021	0240206	1/2" OD Flare x 3/8" MIP (Tapped 1/4" FIP)	25	4
90-2031	0240190	1/2" OD Flare x 1/2" MIP (Tapped 3/8" FIP)	25	6
90-2041	0240192	1/2" OD Flare x 3/4" MIP (Tapped 1/2" FIP)	25	6
90-2022	0240189	1/2" OD Flare x 3/8" FIP	25	3
90-2032	0240191	1/2" OD Flare x 1/2" FIP	25	4
90-2042	0240193	1/2" OD Flare x 3/4" FIP	25	6
90-1021	0240205	3/8" OD Flare x 3/8" MIP (Tapped 1/4" FIP)	25	3
90-1031	0240210	3/8" OD Flare x 1/2" MIP (Tapped 3/8" FIP)	25	5
90-1022	0240203	3/8" OD Flare x 3/8" FIP	25	3
90-1032	0240209	3/8" OD Flare x 1/2" FIP	25	4
95-1021	0241566	3/8" OD Flare x 3/8" MIP Elbow	25	4
90-4041	0240217	1" OD Flare x 3/4" MIP (Tapped 1/2" FIP)	10	3
90-4042	0240234	1" OD Flare x 3/4" FIP	10	4
90-5051	0240229	1-1/4" OD Flare x 1" MIP (Tapped 3/4" FIP)	10	4
90-5052	0240227	1-1/4" OD Flare x 1" FIP	10	4
90-6061	0240962	1-1/2" OD Flare x 1-1/4" MIP (Tapped 1" FIP)	10	6
90-6062	0240944	1-1/2" OD Flare x 1-1/4" FIP	10	6
SAFETYCAP-01	0240202	3/8" SAE Thread (3/8" OD)	10	1
SAFETYCAP-02	0240204	1/2" SAE Thread (1/2" OD) Thread (5/8" OD)	10	1
SAFETYCAP-03	0240207	5/8" SAE Thread (5/8" OD)	10	2
SAFETYCAP-04	0240208	5/8" OD (15/16" - 16 Thread)	10	3

Straight Reduce Port Valve



Straight Reduce Port Side Tap Valve



Straight Connector Valve



Angle Valve



Straight Full Port Valve



Gas Shutoff Valves

Model Number	Ordering Code	Description	Pack Quantity	Pack Weight (lbs)
92-2222	0240219	3/8" FIP x 3/8" FIP Straight Reduce Port Valve	10	3
92-3232	0240200	1/2" FIP x 1/2" FIP Straight Reduce Port Valve	10	4
92-4242	0240201	3/4" FIP x 3/4" FIP Straight Reduce Port Valve	10	6
92ST-3232	0240880	1/2" FIP x 1/2" FIP Straight Reduce Port Side Tap Valve	10	5
92ST-4242	0240933	3/4" FIP x 3/4" FIP Straight Reduce Port Side Tap Valve	10	6
91-1032	0240198	3/8" OD Flare x 1/2" FIP Straight Connector Valve	10	4
91-2032	0240199	1/2" OD Flare x 1/2" FIP Straight Connector Valve	10	4
91-3032	0240236	5/8" OD Flare (15/16"-16 thread) x 1/2" FIP Straight Connector Valve	10	5
91-3042	0240291	5/8" OD Flare (15/16"-16 thread) x 3/4" FIP Straight Connector Valve	10	6
93-1032	0240269	3/8" OD Flare x 1/2" FIP Angle Valve	10	5
93-2032	0240282	1/2" OD Flare x 1/2" FIP Angle Valve	10	5
93-3042	0240302	5/8" OD Flare (15/16"-16 thread) x 3/4" FIP Angle Valve	10	6
94-3232	0240244	1/2" FIP x 1/2" FIP Straight Full Port Valve	10	5
94-4242	0240342	3/4" FIP x 3/4" FIP Straight Full Port Valve	10	8
94-5252	0240759	1" FIP x 1" FIP Straight Full Port Valve	6	8

Dormont gas appliance pressure regulators are designed for main burner and/or pilot applications, where precise control of tiny flows is an essential operating requirement.

- Housings are high strength aluminum castings.
- All models have been tested for multi-position mounting and may be installed in any plane or angle without restriction.
- They may be used with natural, manufactured, mixed, LP, or LP gas-air mixture.



R48P42-0512-10



RV48-CL-32



RV61LNG-52



R325 Regulator



R625 Regulator

Gas Appliance Pressure Regulators

Part	EDP	Description	Pack Quantity	Pack Weight (lbs)
RV47LNG-22	0241604	Natural Gas 3/8" Pipe Size, 125,000 BTU per hr, 1/2 psig inlet pressure, 2.8"-5.2" w.c.	1	1
R48N32-0306-3.5	0241593	Natural Gas 1/2" Pipe Size, 250,000 BTU per hr, 1/2 psig inlet pressure, 3.0"-6.0" w.c.	1	1
R48N42-0306-3.5	0241594	Natural Gas 3/4" Pipe Size, 250,000 BTU per hr, 1/2 psig inlet pressure, 3.0"-6.0" w.c.	1	1
*R48P32-0512-10	0241595	LP Gas 1/2" Pipe Size, 400,000 BTU per hr, 1/2 psig inlet pressure, 5.0"-12.0" w.c.	1	1
*R48P42-0512-10	0241596	LP Gas 3/4" Pipe Size, 400,000 BTU per hr, 1/2 psig inlet pressure, 5.0"-12.0" w.c.	1	1
RV47CL-33	0241603	Convertible 3/8" Pipe Size, 125,000 NG/200,000 LP BTU per hr, 1/2 psig inlet pressure, 4" w.c. NG and 10" w.c. LP Gas	1	1
RV48CL-32	0241605	Convertible 1/2" Pipe Size, 230,000 NG/368,000 LP BTU per hr, 1/2 psig inlet pressure, 5" w.c. NG and 10" w.c. LP Gas	1	1
RV48CL-42	0241606	Convertible 3/4" Pipe Size, 275,000 NG/ 440,000 LP BTU per hr, 1/2 psig inlet pressure, 5" w.c. NG and 10" w.c. LP Gas	1	1
RV61LNG-52*	0241607	Natural Gas 1" Pipe Size, 900,000 BTU per hr, 1/2 psig inlet pressure, 4.0"-8.0" w.c.	1	2
RV61LNG-62*	0241608	Natural Gas 1-1/4" Pipe Size, 900,000 BTU per hr, 1/2 psig inlet pressure, 4.0"-8.0" w.c.	1	2
RV81LNG-72*	0241609	Natural Gas 1-1/2" Pipe Size, 2,500,000 BTU per hr, 1/2 psig inlet pressure, 3.0"-8.0" w.c.	1	4

⚠ WARNING

*Regulators marked are for main burner only. Not for pilot load applications.

Dormont Manufacturing 2 psig regulators are designed for natural and liquefied propane gases.

- CSA design certified.
- Manufactured as gas appliance regulators and as line pressure regulators.
- Both series supply precise regulating control from full-flow, down to tiny pilot flows.
- In the absence of flow, these regulators provide excellent control of the outlet pressure.
- Meet standard requirements for use with residential, commercial, and industrial applications.

Gas Appliance and Line Pressure Regulators

Part	Ordering Code	Description	Pack Quantity	Pack Weight (lbs)
R325N32-0509-06	0241590	Natural Gas Lever Action Regulator 1/2" Pipe Size, 150,000 BTU per hr, 2 psig inlet pressure, Spring range 5" to 9", spring preset at 6"	1	1
R325N32-0711-08	0241591	Natural Gas Lever Action Regulator 1/2" Pipe Size, 250,000 BTU per hr, 2 psig inlet pressure, Spring range 7" to 11", spring preset at 8"	1	1
R325P32-0711-11	0241592	LP Gas Lever Action Regulator 1/2" Pipe Size, 400,000 BTU per hr, 2 psig inlet pressure, Spring range 7" to 11", spring preset at 11"	1	1
R625N42-0711-08	0241597	Natural Gas Lever Action Regulator 3/4" Pipe Size, 600,000 BTU per hr, 2 psig inlet pressure, Spring range 7" to 11", spring preset at 8"	1	2
R625P42-0711-11	0241598	LP Gas Lever Action Regulator 3/4" Pipe Size, 970,000 BTU per hr, 2 psig inlet pressure, Spring range 7" to 11", spring preset at 11"	1	2

Supr-Safe® STAINLESS STEEL GAS CONNECTOR SPECIFICATIONS

Proudly Designed and Assembled in the USA

Supr-Safe® Stainless Steel Gas Connector Specifications



Features and Specifications

- Tubing Annealed, 304 stainless steel (ASTM A240)
- Flare nuts Brass or plated steel
- Adapters Plated Steel
Meets SAE J512 standard – 45° flare (with the exception of 15/16" – 16 threads of 5/8" OD)
- Optional coating . Heavy-duty, antimicrobial, hot-dipped gray PVC (for 1/2" OD (21 series) and 5/8" OD (31 series only). Coating will not hold a flame.
- Approved for indoor/outdoor use with MAX operating pressure 0.5 psi
- Operating Temperature with adapters: -40°F to 350°F
- Operating Temperature with valves: -40°F to 125°F
- 100% Factory leak tested
- When installing a new appliance or when an existing appliance is moved to a new location a NEW gas connector must be used per manufacturer's installation instructions and per product standards ANSI Z21.24/CSA 6.10 and ANSI Z21.75/CSA 6.27.
- Avoid repeated bending, flexing, movement or vibration. Do not use on portable gas generators due to excessive vibration.

Applications

Indoor

- Range
- Dryer
- Water Heater
- Gas Fireplace
- Garage Heater
- Wall Heater
- Tankless Water Heater
- Furnace
- Space Heaters

Outdoor

- Rooftop Units
- Outdoor Dryer
- Stationary Outdoor Grills
- Gas Fire Pits

Manufactured Home

- Mobile Home Gas Meter
- Cross-over Gas Connection Kits

Design Certifications and Approvals

- ANSI Z21.24/CSA 6.10 – Connectors for Gas Appliances
- ANSI Z21.75/CSA 6.27 – Connectors for Outdoor Appliances and Manufactured Homes
- City of New York – MEA #376-92-M
- Approved by the Commonwealth of Massachusetts Board of State Examiners of Plumbers and Gas Fitters – connector length may not exceed 48".

⚠ WARNING

Installation and service MUST be performed by qualified installer. Read and follow all Dormont safety, use, sizing, installation and care instructions and follow all building codes, construction standards, appliance manufacturer recommendations and instructions, and applicable ANSI standards.



Connector Flow Capacity – For Natural Gas (per ANSI Z21.24/CSA 6.10 & ANSI Z21.75/CSA 6.27)

Straight Length Capacity – BTU per Hr 0.64 SG., 1000 BTU per Cu. Ft. at 0.5 inch Water Column (124 Pa) Pressure Drop

Series	Nominal OD (in)	Nominal ID (in)	12"	18"	24"	30"	36"	48"	60"	72"
10	3/8"	1/4"	48,000	43,800	40,000	36,400	33,400	28,300	24,900	23,100
20	1/2"	3/8"	102,000	93,100	85,000	77,100	71,100	60,500	53,200	49,100
30	5/8"	1/2"	180,000	164,200	150,000	136,000	125,000	106,000	93,200	86,000

Connector Flow Capacity – For Propane Gas (per ANSI Z21.24/CSA 6.10 & ANSI Z21.75/CSA 6.27)

Straight Length Capacity – BTU per Hr 1.55 SG., 2500 BTU per Cu. Ft. at 0.5 inch Water Column (124 Pa) Pressure Drop

Series	Nominal OD (in)	Nominal ID (in)	12"	18"	24"	30"	36"	48"	60"	72"
10	3/8"	1/4"	76,800	70,080	64,000	58,240	53,440	45,280	39,840	36,960
20	1/2"	3/8"	163,200	148,960	136,000	123,360	113,760	96,800	85,120	78,560
30	5/8"	1/2"	288,000	262,720	240,000	217,600	200,000	169,600	149,120	137,600

NOTICE

When using 0.2 water column pressure drop, capacity can be determined by multiplying the values above by 0.632 (for both natural and propane gas). For capacities at other than noted, contact Dormont at 1-800-DORMONT.

Proudly Designed and Assembled in the USA

SafetyShield® Yellow Coated Gas Connector Specifications

Features and Specifications

- Tubing Annealed, 304 stainless steel (ASTM A240)
- Coating SafetyShield Yellow polymer coating features enhanced corrosion resistance, flame/smoke resistance and an antimicrobial additive that inhibits the the growth of bacteria, mold, and mildew.
- Flare nuts Brass or plated steel
- Adapters Plated Steel
Meets SAE J512 standard – 45° flare (with the exception of 15/16" – 16 threads of 5/8" OD)
- Approved for indoor/outdoor use with MAX operating pressure 0.5 psi
- Operating Temperature with adapters: -40°F to 350°F
- Operating Temperature with valves: -40°F to 125°F
- 100% factory leak tested
- When installing a new appliance or when an existing appliance is moved to a new location a NEW gas connector must be used per manufacturer's installation instructions and per product standards ANSI Z21.24/CSA 6.10 and ANSI Z21.75/CSA 6.27.
- Yellow Coating MAX Temp. Rating of 350°F
- Not suitable for moveable installations. Not NSF certified
- Avoid repeated bending, flexing, movement or vibration. Do not use on portable gas generators due to excessive vibration

FIP end

MIP end



Design Certifications and Approvals



- ANSI Z21.24/CSA 6.10 – Connectors for Gas Appliances
- ANSI Z21.75/CSA 6.27 – Connectors for Outdoor Appliances and Manufactured Homes
- City of New York – MEA #376-92-M
- Approved by the Commonwealth of Massachusetts Board of State Examiners of Plumbers and Gas Fitters – connector length may not exceed 48".

⚠ WARNING

Installation and service **MUST** be performed by qualified installer. Read and follow all Dormont safety, use, sizing, installation and care instructions and follow all building codes, construction standards, appliance manufacturer recommendations and instructions, and applicable ANSI standards.



Connector Flow Capacity – **For Natural Gas** (per ANSI Z21.24/CSA 6.10 & ANSI Z21.75/CSA 6.27)

Straight Length Capacity – BTU per Hr 0.64 SG., 1000 BTU per Cu. Ft. at 0.5 inch Water Column (124 Pa) Pressure Drop

Series	Nominal OD (in)	Nominal ID (in)	12"	18"	24"	30"	36"	48"	60"	72"
10C	3/8"	1/4"	48,000	43,800	40,000	36,400	33,400	28,300	24,900	23,100
20C	1/2"	3/8"	102,000	93,100	85,000	77,100	71,100	60,500	53,200	49,100
30C	5/8"	1/2"	180,000	164,200	150,000	136,000	125,000	106,000	93,200	86,000

Connector Flow Capacity – **For Propane Gas** (per ANSI Z21.24/CSA 6.10 & ANSI Z21.75/CSA 6.27)

Straight Length Capacity – BTU per Hr 1.55 SG., 2500 BTU per Cu. Ft. at 0.5 inch Water Column (124 Pa) Pressure Drop

Series	Nominal OD (in)	Nominal ID (in)	12"	18"	24"	30"	36"	48"	60"	72"
10C	3/8"	1/4"	76,800	70,080	64,000	58,240	53,440	45,280	39,840	36,960
20C	1/2"	3/8"	163,200	148,960	136,000	123,360	113,760	96,800	85,120	78,560
30C	5/8"	1/2"	288,000	262,720	240,000	217,600	200,000	169,600	149,120	137,600

NOTICE

When using 0.2 water column pressure drop, capacity can be determined by multiplying the values above by 0.632 (for both natural and propane gas). For capacities at other than noted, contact Dormont at 1-800-DORMONT.

LV BLACK COATED GAS CONNECTOR SPECIFICATIONS

Proudly Designed and Assembled in the USA

LV Black Coated Gas Connector Specifications

Specifically engineered for high-temperature applications such as gas logs, fireplace inserts, and free-standing fireplaces

- Designed to reduce glare and hide the connector from view to enhance the beauty of the hearth.
- The premium hi-temperature black coating features enhanced corrosion resistance, flame/smoke resistance and an antimicrobial additive that inhibits the growth of bacteria, mold, and mildew.
- Hi-temperature black coating hides the connector while withstanding up to 350°F.
- FLARE adapters and flare nuts are plated with black to further reduce the visibility of the gas connection.

Features and Specifications

- Tubing Annealed, 304 stainless steel (ASTM A240)
- Operating Temperature with adapters: -40°F to 350°F
- Operating Temperature with valves: -40°F to 125°F
- Flare nuts Brass or black plated steel
- Adapters Black plated steel
- Approved for indoor/outdoor use with MAX operating pressure 0.5 psi
- Black coating withstands up to 350°F.
- 100% factory leak tested.
- When installing a new appliance or when an existing appliance is moved to a new location a NEW gas connector must be used per manufacturer's installation instructions and per product standards ANSI Z21.24/CSA 6.10 and ANSI Z21.75/CSA 6.27.

Connector Flow Capacity – For Natural Gas

(per ANSI Z21.24/CSA 6.10 & ANSI Z21.75/CSA 6.27)

Straight Length Capacity – BTU per Hr 0.64 SG., 1000 BTU per Cu. Ft. at 0.5 inch Water Column Pressure Drop

Series	Nominal OD (in)	Nominal ID (in)	12"	18"	24"	30"	36"
10A	3/8"	1/4"	48,000	43,800	40,000	36,400	33,400
20A	1/2"	3/8"	102,000	93,100	85,000	77,100	71,100

Connector Flow Capacity – For Propane Gas

(per ANSI Z21.24/CSA 6.10 & ANSI Z21.75/CSA 6.27)

Straight Length Capacity – BTU per Hr 1.55 SG., 2500 BTU per Cu. Ft. at 0.5 inch Water Column Pressure Drop

Series	Nominal OD (in)	Nominal ID (in)	12"	18"	24"	30"	36"
10A	3/8"	1/4"	76,800	70,080	64,000	58,240	53,440
20A	1/2"	3/8"	163,200	148,960	136,000	123,360	113,760



- Avoid repeated bending, flexing, movement or vibration. Do not use on portable gas generators due to excessive vibration
- Coating reduces glare and hides the connector from view
- Black adapters and flare nuts further reduce visibility of the connector
- Black coating withstands up to 350°F
- Exclusive No-Neck® design provides protection against stress fractures
- More corrugations per inch increase flexibility and extend service life

Design Certifications and Approvals

- ANSI Z21.24/CSA 6.10 – Connectors for Gas Appliances
- ANSI Z21.75/CSA 6.27 – Connectors for Outdoor Appliances and Manufactured Homes
- City of New York – MEA #376-92-M
- Approved by the Commonwealth of Massachusetts Board of State Examiners of Plumbers and Gas Fitters – connector length may not exceed 48"

WARNING

Installation and service **MUST** be performed by qualified installer. Read and follow all Dormont safety, use, sizing, installation and care instructions and follow all building codes, construction standards, appliance manufacturer recommendations and instructions, and applicable ANSI standards.

NOTICE

When using 0.2 water column pressure drop, capacity can be determined by multiplying the values above by 0.632 (for both natural and propane gas). For capacities at other than noted, contact Dormont at 1-800-DORMONT.

High BTU Stainless Steel Gas Connectors



Features and Specifications

- Tubing Annealed, 304 stainless steel (ASTM A240)
- Flare nuts Brass or plated steel
- Adapters Plated Steel
- Optional coating Heavy-duty, antimicrobial, hot-dipped gray PVC (41, 51 & 61 series). Coating will not hold a flame.
- Approved for indoor/outdoor use with MAX operating pressure 0.5 psi
- Operating Temperature with adapters: -40°F to 350°F
- Operating Temperature with valves: -40°F to 125°F
- 100% leak tested
- When installing a new appliance or when an existing appliance is moved to a new location a NEW gas connector must be used per manufacturer's installation instructions and per product standards ANSI Z21.24/CSA 6.10 and ANSI Z21.75/CSA 6.27.
- Avoid repeated bending, flexing, movement or vibration. Do not use on portable gas generators due to excessive vibration
- Not suitable for moveable installations. Not NSF certified.

Design Certifications and Approvals

- ANSI Z21.24/CSA 6.10 – Connectors for Gas Appliances
- ANSI Z21.75/CSA 6.27 – Connectors for Outdoor Appliances and Manufactured Homes
- City of New York – MEA #376-92-M
- Approved by the Commonwealth of Massachusetts Board of State Examiners of Plumbers and Gas Fitters – connector length may not exceed 48".

* Tested and passed vibration criteria set forth in UL2200, section 35.1.3.3, "Stationary Engine Generator Assemblies," and UL536, section 7, "Flexible Metallic Hose."

Applications

- Boilers
- Gas Meters
- Furnaces
- Commercial

Designed for high BTU demand

Exclusive No-Neck® design increases flexibility

CSA design-certified

Durable 304 stainless steel tubing

More corrugations per inch increase flexibility and extend service life

Water Heaters

- Gas packs/Rooftop HVAC units
- Tankless Water Heater
- Stationary Standby Gas Generators*
- Specifically designed for application with a significant BTU requirement. Can supply up to 1.5 million BTU (natural gas) or 2.4 million (propane), depending on length.
- Eliminates the need for pipe nipples, 90's and elbows.
- Pre-fabricated gas connector means no field threading, cutting or assembly of CSST fitting and tubing.
- Available with hot-dipped PVC coating with antimicrobial agent, SafetyShield yellow coating, or Stainless Steel.

⚠ WARNING

Installation and service **MUST** be performed by qualified installer. Read and follow all Dormont safety, use, sizing, installation and care instructions and follow all building codes, construction standards, appliance manufacturer recommendations and instructions, and applicable ANSI standards.

Connector Flow Capacity – For Natural Gas (per ANSI Z21.24/CSA 6.10 & ANSI Z21.75/CSA 6.27)

Straight Length Capacity – BTU per Hr 0.64 SG., 1000 BTU per Cu. Ft. at 0.5 inch Water Column Pressure Drop

Series	Nominal OD (in)	Nominal ID (in)	12"	18"	24"	30"	36"	48"	60"	72"
40/41/40C	1"	3/4"	349,000	318,500	290,900	270,500	255,900	215,000	197,400	173,900
50/51	1-1/4"	1"	698,000	637,000	581,800	545,200	515,900	442,700	398,900	347,800
60/61	1-1/2"	1-1/4"	1,204,000	1,139,000	1,075,000	1,010,500	946,000	817,500	725,500	634,000

Connector Flow Capacity – For Propane Gas (per ANSI Z21.24/CSA 6.10 & ANSI Z21.75/CSA 6.27)

Straight Length Capacity – BTU per Hr 1.55 SG., 2500 BTU per Cu. Ft. at 0.5 inch Water Column Pressure Drop

Series	Nominal OD (in)	Nominal ID (in)	12"	18"	24"	30"	36"	48"	60"	72"
40/41/40C	1"	3/4"	558,400	509,600	465,440	432,800	409,440	344,000	315,840	278,240
50/51	1-1/4"	1"	1,116,800	1,019,200	930,880	872,320	825,440	708,320	638,240	556,480
60/61	1-1/2"	1-1/4"	1,926,400	1,822,400	1,720,000	1,616,800	1,513,600	1,308,000	1,160,800	1,014,400

NOTICE

When using 0.2 water column pressure drop, capacity can be determined by multiplying the values above by 0.632 (for both natural and propane gas). For capacities at other than noted, contact Dormont at 1-800-DORMONT.

PORTABLE OUTDOOR GAS CONNECTOR SPECIFICATIONS

Proudly Designed and Assembled in the USA

Portable Outdoor Gas Connector

Features

3/8" Model: 3/8" ID Hose with 3/8" Female Flare x 3/8" Female NPT Quick Disconnect

1/2" Model: 1/2" ID Hose with 1/2" Female Flare x 1/2" Female NPT Quick Disconnect

Available in 10' and 12' lengths

Gas Hose Connector listed to ANSI Z21.54/CSA 8.4

Quick Disconnect listed to ANSI Z21.41/CSA 6.9



Pressure and Temperature

Working Pressure: 1/2 psi / .04 bar

Max Temp: 200°F / 93°C

Min Temp: -40°F / -40°C

Product Part Numbers

Model	Ordering Codes	Description	Application	Dimension	
				ft.	m
20D-10QD	0241666	3/8" X 10' Portable Outdoor Gas Connector	Natural and LP Gas	10	3.05
20D-12QD	0241667	3/8" X 12' Portable Outdoor Gas Connector	Natural and LP Gas	12	3.66
30D-10QD	0241668	1/2" x 10' Portable Outdoor Gas Connector	Natural and LP Gas	10	3.05
30D-12QD	0241669	1/2" x 12' Portable Outdoor Gas Connector	Natural and LP Gas	12	3.66



CERTIFICATIONS

This is a representative list of certifications carried by Dormont Manufacturing. Not all products carry all certifications. Product certifications are listed on the applicable product page. Contact Dormont Manufacturing at 1-800-DORMONT for additional information.



USA




Canada

Canadian Standards Association 

ANSI Z21.24 /CSA6.10	Connectors for Gas Appliances
ANSI Z21.69 /CSA 6.16	Connectors for Movable Gas Appliances
ANSI Z21.15 /CSA 9.1	Manually Operated Gas Valve for Appliances, Appliance Connector Valves and Hose End Valves
ANSI Z21.93/CSA 6.30	Excess Flow Gas Valves
ANSI Z21.41 /CSA 6.9	Quick Disconnect Devices for use with Gas Fuel
ANSI Z21.18 /CSA 6.3	Gas Appliance Pressure Regulators
ANSI Z21.75 /CSA 6.27	Connectors for Outdoor Appliances and Manufactured Homes
ANSI Z21.54/CSA 8.4	Gas Hose Connector for Portable Outdoor Gas Fired Appliances
ANSI Z21.90 /CSA.6.24	Gas Convenience Outlets and Operational Enclosures
ANSI/UL 567	Pipe Connectors for Flammable and Combustible Liquids and LP-Gas. For use with natural gas and propane

Additional Certifications

NSF/ANSI 61	Drinking Water System Components
Annex G, NSF/ANSI 61	Weighted Average Lead Content Evaluation
NSF/ANSI 372	Drinking Water System Components Lead Content
NSF/ANSI 169	Special Purpose Food Equipment and Devices
IAPMO 	TS9 Gas Supply Connectors for Manufactured Homes

Approved by the Commonwealth of Massachusetts Board of State Examiners of Plumbers and Gas Fitters.

Commonwealth of Massachusetts code requirements:

- Connector Length may not exceed 48"
- Lever handle valves are not permitted

Code Compliance:

ANSI Z223.1NFPA54	National Fuel Gas Code*
ICC	International Fuel Gas Code*

IAPMO/ANSI	Uniform Plumbing Code (UPC) and Uniform Mechanical Code (UMC)
------------	--

B149.1 Natural Gas and Propane Installation Code- CSA Group

Call Dormont for POS information

(800) 367-6668 (USA)

(905) 332-4090 (Canada)

(52) 81-1001-8600 (Latin America)

Connect with Confidence®

With Dormont, you—and your customers— gain the security of knowing...

- EVERY connector is backed by THE safe installation of more than 180 million gas connectors over 50 years.
- EVERY connector is 100% leak tested.
- Our products are specified by gas utilities, housing authorities, professional installers, and restaurant chains nationwide.
- Dormont makes each gas connector as if it were going to be installed in our own homes or businesses.
- Dormont provides competitive pricing without sacrificing quality.

With Dormont, you—and your customers— gain the quality assurance of...

- An ISO 9001:2015 registered U.S. manufacturer of gas connectors.
- State-of-the-art production facilities with proprietary equipment in Pittsburgh, Pennsylvania, USA.
- Expert factory-based technical support for installations.
- Exceeding the performance requirements required by CSA and the ANSI product standards.
- Consistent, world-class service and inventory support with 99% on-time shipping.

Dormont Gas Connectors are proudly assembled in America.

Residential gas connectors and moveable FS connectors are assembled in USA from both foreign and domestic parts and components.

Dormont products are specified and preferred by gas utilities, housing authorities, professional installers, service technicians, architects, FCSI designers, appliance manufacturers and restaurant chains nationwide.

TERMS

Net 30 Days. Minimum order \$75 net. Orders below minimum and broken cartons are subject to a \$25.00 handling fee.

1. ACCEPTANCE

If this writing differs in any way from the terms and conditions of Immediate Buyer's ("Buyer") order or if this writing is construed as an acceptance or as a confirmation acting as an acceptance, then Dormont's ("Seller") acceptance is EXPRESSLY MADE CONDITIONAL ON BUYER'S ASSENT TO ANY TERMS AND CONDITIONS CONTAINED HEREIN THAT ARE DIFFERENT FROM OR ADDITIONAL TO THOSE CONTAINED IN BUYER'S WRITING. Further, this writing shall be deemed notice of objection to such terms and conditions of Buyer. If this writing is construed as the offer, acceptance hereof is EXPRESSLY LIMITED TO THE TERMS AND CONDITIONS CONTAINED HEREIN. In any event, Buyer's acceptance of the goods shall manifest Buyer's assent to Seller's terms and conditions. No addition to or modification of these items will be effective unless set forth in writing and agreed to by Seller.

2. WARRANTIES AND REMEDIES

See Applicable Product Warranty.

3. LIMITATIONS OF LIABILITY

The following limitations of Seller's liability are acknowledged by Buyer to be fair and reasonable and shall apply to any act or omission hereunder, and to any breach of this limited warranty.

a. Disclaimer of Damages

In no event shall Seller be liable for special, indirect, consequential or incidental damages, whether arising under contract, warranty, tort, negligence, strict liability or any other theory of liability. Such damages include but are not limited to loss of profits, loss of use of the goods, damage to property, and claims of third parties. Some states do not allow the exclusion or limitation of incidental or consequential damages, or any limitations on how long an implied warranty lasts, so the above exclusion or limitation may not apply to you. This limited warranty gives you specific legal rights, and you may also have other rights which vary from state to state.

b. Replacement of Fittings

Buyer acknowledges that if Buyer replaces the adapter fittings supplied by Seller with fittings produced by another manufacturer, then all of Seller's warranties to Buyer and to Remote Purchaser will be voided and Buyer will assume all liability for any damage, injury or loss suffered by Remote Purchaser arising out of this unauthorized modification.

c. Notice and Time of Claims

(i) Buyer agrees to check and inspect all products against shipping papers and for damage or shortage upon receipt of goods at destination; (ii) Every claim for loss, damage in transit, or other cause visible upon inspection shall be made with carrier. Claims for shortage must be made within five (5) days of receipt; (iii) Buyer expressly waives the statute of limitations and agrees that any legal proceeding for any breach of this limited warranty shall be waived unless held within two (2) years after the accrual of the cause of action therefor.

4. SPECIAL PRODUCTS

Orders for special or modified products are non-cancelable. In the event that the customer cancels an order for such products, Watts shall charge the customer an amount equal to Watts' costs and expenses incurred in performing the purchase order prior to receipt of notice of cancellation.

5. TERMS

Net 30 Days – minimum order of \$75. Interest on accounts overdue more than thirty (30) days will be charged at 2% per month or the highest rate permitted by law, whichever is lower. Orders below minimum and broken cartons are subject to a \$25.00 handling fee. Prices subject to change. Buyer shall be liable for any collection costs or attorneys' fees incurred as a result of Buyer's failure to pay its account on time.

6. SHIPPING TERMS

Prepaid and allowed on \$1250 net and over. Under \$1250 net, shipments shall be F.O.B. factory. Buyer is responsible for all freight charges. The above shall apply only to shipments within the continental United States of America unless otherwise indicated by Seller. The method of shipment and carrier shall be selected by Seller.

7. RETURNS

No returns are to be made to Seller without first obtaining a return authorization number. The return authorization number must be prominently displayed on the return packaging. Absolutely no returns will be accepted or credited without this prior approval. Returns are subject to 25% restocking charge plus any transportation charges incurred by Seller. Credits will be given only for items that are determined to be eligible for resale by Dormont Manufacturing.

8. TAXES

The Buyer will pay, or reimburse Seller if it pays, any and all taxes or tariffs or any other similar charges imposed upon this contract, the goods covered hereby or the delivery or use or resale thereof.

9. APPLICABLE LAW

All questions arising hereunder shall be interpreted and resolved in accordance with the Commercial Code of the Commonwealth of Pennsylvania without regard to its conflict of law provisions and excluding the United Nations Convention on the International Sale of Goods.

10. INDEMNIFICATION

Buyer agrees to indemnify, hold harmless, and defend Seller from and against all claims and lawsuits, including attorney's fees, to the extent that Buyer's negligent acts or omissions to act cause injury, damage or loss to customers of Seller's products.

DORMONT MANUFACTURING Standard Limited Warranty and Disclaimers to End-Use (Remote) Purchasers:

Our product warranties are in many cases unique to each product or product family. We hope you find the appropriate warranty description(s) below helpful, but please consult with the appropriate technical literature for specific product warranty information.

Dormont Manufacturing warrants that the product and components manufactured by Dormont will be free from defects in material and workmanship. For all connectors, except commercial gas connectors, this limited warranty will be for two (2) years from the original date of purchase unless a different warranty period is offered by Dormont Manufacturing in writing for the applicable connector product. For commercial gas connectors, the limited warranty is for the lifetime of the appliance to which it is first connected. For Tankless Water Heater Service Valves and Water Supply Line Installation Kits, this limited warranty will be for one (1) year from the original date of purchase. HydroForce products are covered by a separate two (2) year warranty. This limited warranty only applies to a product in its original installation. There is no warranty for a product (1) that has been reused, (2) that is attached to an appliance that has been moved to a different location or (3) where original fittings supplied by Dormont have been changed or removed. Connectors and fittings are not to be reused under any circumstances. Dormont will replace, FREE OF CHARGE, during the applicable warranty period, its warranted product that it deems to be defective under normal installation, use and service. Dormont provides no warranty for components incorporated into its products that it does not manufacture and no warranty for products it does not manufacture. The only warranty extended for such products and components is that of the original manufacturer. Contact Dormont for more details on these other warranties. Replacement can be obtained by returning the product to the original place of purchase, along with the original receipt or proof of purchase. This remedy is exclusive and limited to product replacement only. Labor charges incurred in removal, installation, repair or replacement are excluded. Any damage to this product as a result of misuse, abuse, neglect, accident, improper installation, or any maintenance or use in violation of Dormont's instructions will void this limited warranty. In addition, Dormont disclaims responsibility for any damage, injury or loss caused by failures due to improper installation, use or maintenance. Product must be installed, used, repaired and maintained in accordance with Dormont's warnings and instructions, all National, State and Local codes and regulations, and standards set by the American National Standards Institute (ANSI). OTHER THAN THE ABOVE LIMITED WARRANTY, DORMONT MAKES NO ADDITIONAL WARRANTY OF ANY KIND, AND SPECIFICALLY DISCLAIMS ANY EXPRESS OR IMPLIED WARRANTY (INCLUDING WARRANTY OF MERCHANTABILITY OR FITNESS FOR A PARTICULAR PURPOSE). IN THE ALTERNATIVE, DORMONT LIMITS ANY IMPLIED WARRANTY TO THE LENGTH OF THE LIMITED WARRANTY PROVIDED FOR THE PARTICULAR PRODUCT. Under no circumstances shall Dormont be liable for special, indirect, incidental or consequential damages resulting from use of this product whether the claim is based on breach of warranty or contract, negligence, or strict liability in tort even if Dormont could foresee or has been advised of the possibility of such damages. This warranty gives you specific legal rights, and you may also have other rights that vary from state to state. Some states do not allow limitations on how long an implied warranty lasts or the exclusion or limitation of incidental or consequential damages, so the above limitations or exclusions may not apply to you. Minimum order \$75USD net. Orders below minimum and broken cartons are subject to \$25.00 handling fee.

DORMONT MANUFACTURING - Yellow and Black Coated Residential Connectors Limited Warranty: Warranties and Remedies

A. Limited Warranty. Dormont Manufacturing Company ("Seller") warrants to Buyer that it holds and will pass marketable title to Yellow or Black powder-coated residential Antimicrobial Residential Connector (the "Product") sold hereunder. Seller further warrants to Buyer that the Product will be free from defects in material and workmanship during the life of the equipment to which the Product is originally connected or installed. Seller warrants to Buyer that any uncoated stainless-steel residential Antimicrobial Residential Connector and any components of any residential Antimicrobial Residential Connector manufactured by Seller other than the Product will be free from defects in material and workmanship for a period of two (2) years from tender of delivery to Buyer. For items not manufactured by Seller, the only warranty extended is that of the manufacturer or suppliers, if any.

B. Exclusions and Conditions. Seller's obligations with respect to the express warranties and remedies contained herein are conditioned on the following: (i) Seller's liability and Buyer's exclusive remedy is expressly limited to Seller's replacement of the Product or components at Seller's cost (excluding labor and freight); it being understood such replacement will be made only upon return of the defective item in accordance with Seller's shipping instructions and return authorization and subject to Seller's inspection; (ii) Buyer shall not assign its rights under these express warranties and any attempted assignment shall render such warranties, but not any disclaimers or limitations, null and void and the Product and components shall be assigned AS IS; and (iii) the Product and components shall be carefully inspected for damage by Buyer upon receipt, be installed by individuals trained and certified as professionals with respect to such installation, and be installed, used, repaired and maintained by Buyer in accordance with local codes or regulations, standards set by American National Standard Institute and/or American Gas Association Standards. This limited warranty shall apply only to the original installation of the Product and components only and the express warranties and remedies contained herein shall not apply to, and shall be null and void and of no further force or effect upon, damage and/or failure of the Product or components caused by or resulting from shipping; improper or unauthorized handling, installation, alteration or repair; misuse, abuse or other occurrences or conditions other than normal use thereof; application or conformity to local codes or regulations not previously made known to Seller; or accident or other casualty.

OTHER THAN THE ABOVE LIMITED WARRANTY, SELLER MAKES NO ADDITIONAL WARRANTY OF ANY KIND, AND SPECIFICALLY DISCLAIMS ANY EXPRESS OR IMPLIED WARRANTY (INCLUDING WARRANTY OF MERCHANTABILITY OR FITNESS FOR A PARTICULAR PURPOSE).

Conditions

Limitations of Liability

The following limitations of Seller's liability are acknowledged by Buyer to be fair and reasonable and shall apply to any act or omission hereunder, and to any breach of this limited warranty.

Disclaimer of Damages

In no event shall Seller be liable for special, indirect, consequential or incidental damages, whether arising under contract, warranty, tort, negligence, strict liability or any other theory of liability. Such damages include but are not limited to loss of profits, loss of use of the goods, damage to property, and claims of third parties. Some states do not allow the exclusion or limitation of incidental or consequential damages, or any limitations on how long an implied warranty lasts, so the above exclusion or limitation may not apply to you. This limited warranty gives you specific legal rights, and you may also have other rights which vary from state to state.

Notice and Time of Claim

- (i) Buyer agrees to check and inspect all products against shipping papers and for damage or shortage upon receipt of goods at destination;
- (ii) Every claim for loss, damage in transit, or other cause visible upon inspection shall be made with carrier. Claims for shortage must be made within five (5) days of receipt;
- (iii) Buyer expressly waives the statute of limitations and agrees that any legal proceeding for any breach of this limited warranty shall be waived unless held within two (2) years after the accrual of the cause of action therefor.

Watts Family of Brands

Watts designs, manufactures, and sells an extensive line of flow control, water safety, water filtration & treatment, drainage, and PEX plumbing products.

The Watts family of companies provides a single source for solutions used to safely convey, conserve, and manage water.

Making Watts your single source for plumbing-related solutions will streamline your operations, save you money, and reduce the variety of repair parts needed for maintenance.



A WATTS Brand

USA: T: (800) 367-6668 • F: (724) 733-4808 • Dormont.com

Canada: T: (888) 208-8927 • F: (905) 481-2316 • Dormont.ca

Latin America: T: (52) 55-4122-0138 • Dormont.com