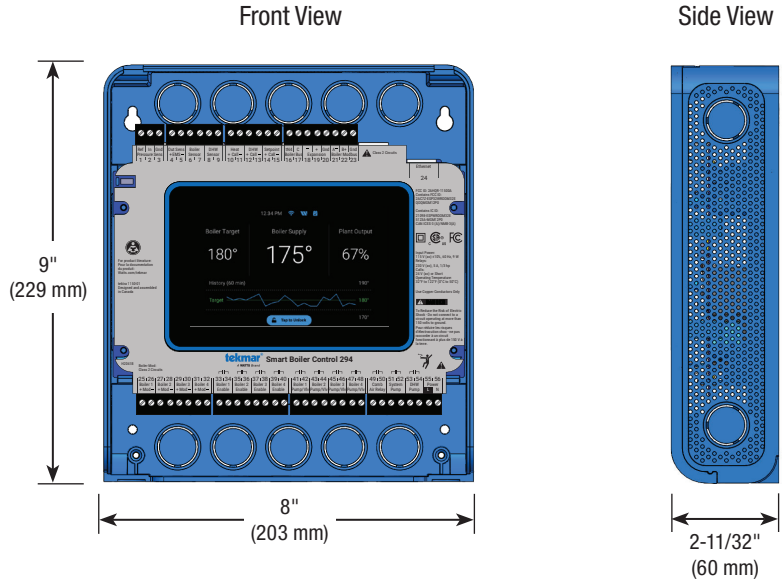


# Submittal

Job \_\_\_\_\_ Designer \_\_\_\_\_ Contact \_\_\_\_\_

## Smart Boiler Control 294

The Smart Boiler Control 294 provides central and indirect domestic hot water heating or volume domestic hot water heating by operating up to four boilers. This can be expanded in groups of four boilers through the use of expansion controls up to a maximum of sixteen boilers. The 294 operates both condensing and non-condensing boilers that are either modulating, single, two, three or four-stage to provide a flexible, cost effective hybrid boiler plant solution. The Watts® OnSite web and mobile applications provide real-time remote monitoring, setting adjustments, and notifications.



### Features

- Remote access using web/mobile app
- Email, text message, push notifications
- Operates 4 boilers
- Expandable to 16 boilers
- Boiler equal runtime rotation
- Central heating with outdoor reset
- Domestic hot water heating
- DHW priority and priority override
- Setpoint heating
- tekmarNet compatible
- Condensing/non-condensing groups
- Variable primary flow
- Combustion air damper control
- Programmable setback schedule
- PID and proportional staging options
- Sequential or parallel staging
- Fixed lead and fixed last options
- Warm weather shut down
- Pressure monitoring and alert
- Setup Wizard

### Specifications

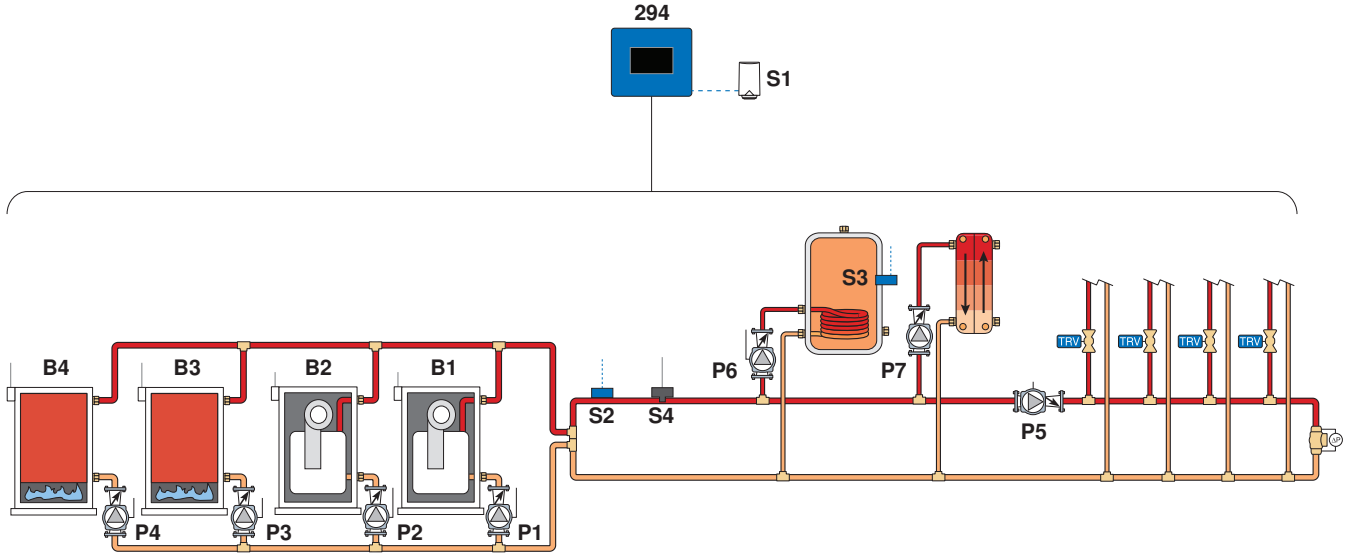
| Smart Boiler Control 294 |   |
|--------------------------|---|
| Literature               | Submittal, Application, Installation and Operation Manual, Installation Sheet, Job Record   |
| Packaged weight          | 3.3 lb. (1500 g)  |
| Dimensions               | 9" H x 8" W x 2-11/32" D (229 x 203 x 60 mm)  |
| Display                  | 5" color touchscreen  |
| Enclosure                | Blue ABS plastic, NEMA type 1   |
| Approvals                | CSA C US, FCC Part 15B, ICES-003 Class A  |
| Ambient conditions       | Indoor use only, 32 to 122°F (0 to 50°C), RH ≤90% non-condensing, Altitude < 6560 feet (2000 m), Installation Category II, Pollution Degree 2 |
| Power supply             | 115 V (ac) ±10%, 60 Hz, 9 W   |
| Relays                   | 230 V (ac), 5A, 1/3 hp  |
| Modulating outputs       | 0-10 V (dc) 500 Ω minimum load impedance or 4-20 mA 1 kΩ max load impedance   |
| Calls                    | 24 V (ac) or Short  |
| Sensor                   | NTC thermistor, 10 kΩ @ 77°F (25°C ±0.2°C) β=3892   |
| -Included                | Outdoor Sensor 070, Universal Sensor 082  |
| -Optional                | tekmar type # 071, 078, 087, 088  |
| Communications           | 10/100 Ethernet, WiFi 802.11n, 2.4 GHz, WPA2 encryption   |
| Mobile App               | Apple iOS 14 or higher, Android 10 or higher  |
| Warranty                 | Limited 3 Year (See IOM for full warranty)  |

tekmar product specifications in U.S. customary units and metric are approximate and are provided for reference only. For precise measurements, please contact tekmar Technical Service. Watts reserves the right to change or modify product design, construction, specifications, or materials without prior notice and without incurring any obligation to make such changes and modifications on tekmar products previously or subsequently sold.

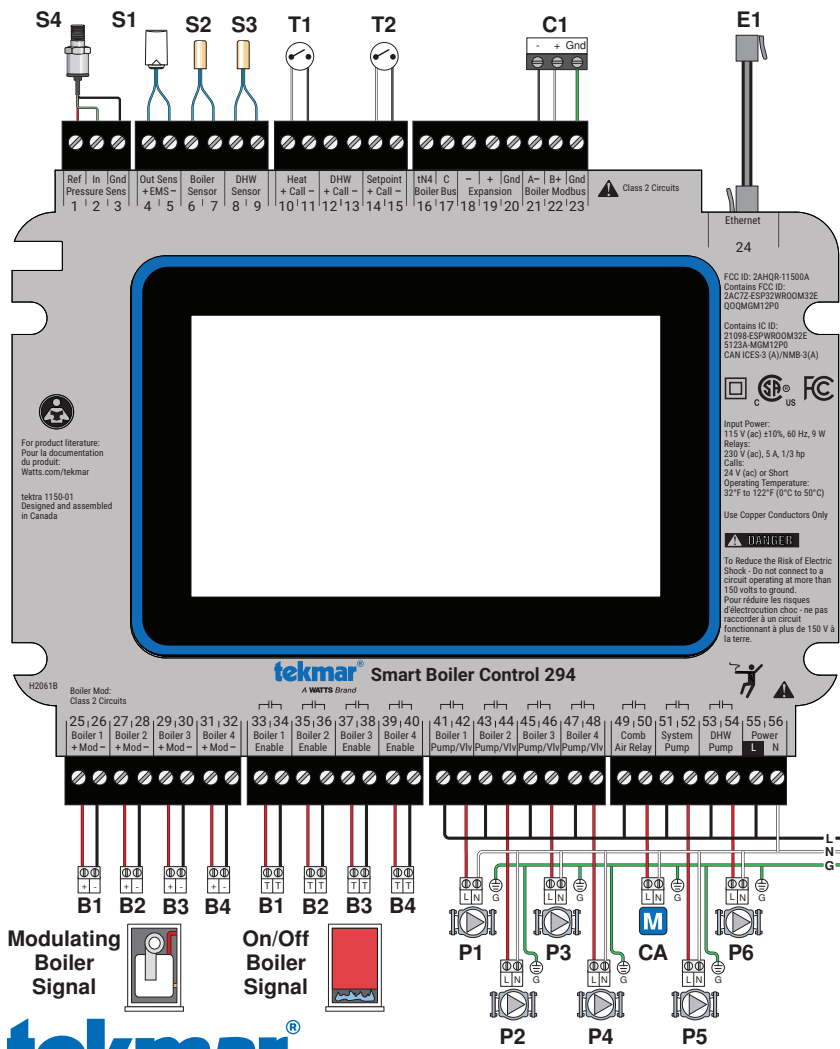


# Sample Application Drawing

Sample Mechanical diagram



Sample Electrical diagram



**LEGEND**

- B1 = Boiler 1
- B2 = Boiler 2
- B3 = Boiler 3
- B4 = Boiler 4
- CA = Combustion Air Damper
- C1 = Modbus Communication to Boiler
- E1 = Ethernet (Optional)
- P1 = Boiler Pump 1
- P2 = Boiler Pump 2
- P3 = Boiler Pump 3
- P4 = Boiler Pump 4
- P5 = System Pump
- P6 = DHW Pump
- P7 = Setpoint Pump
- S1 = Outdoor Sensor 070
- S2 = Boiler Supply Sensor 071
- S3 = DHW Tank Sensor 078 (Optional)
- S4 = Pressure Sensor 088 (Optional)
- T1 = Central Heating Call
- T2 = Setpoint Call

**NOTICE**

The information contained herein is not intended to replace the full product installation and safety information available or the experience of a trained product installer. You are required to thoroughly read all installation instructions and product safety information before beginning the installation of this product.



A WATTS Brand