

Job Name \_\_\_\_\_ Contractor \_\_\_\_\_  
 Job Location \_\_\_\_\_ Approval \_\_\_\_\_  
 Engineer \_\_\_\_\_ Contractor's P.O. No. \_\_\_\_\_  
 Approval \_\_\_\_\_ Representative \_\_\_\_\_

# HydroGuard® XP Series Emergency Tempering Valves Supply Fixtures

## Bottom Inlets/Top Outlet Recessed Cabinet

### Features

- Powers' Advanced Thermal Actuator provides precise temperature control
- Exclusive internal cold water bypass ensures cold water flow in the event of loss of hot water
- Flow effectively shuts down upon loss of cold water supply when tested under the condition specifies in ASSE 1071 standard
- Vandal-resistant locking mechanism to secure temperature setting
- Factory tested
- Rotatable union triple-duty checkstops
- Rough bronze and chrome finishes

Patent Pending

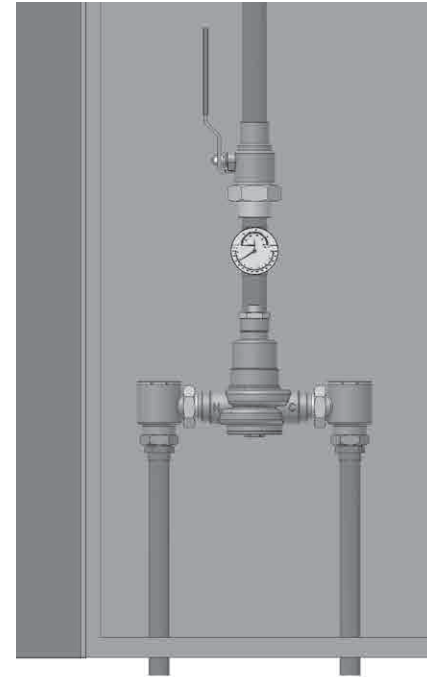
### Specifications

Connections	See on the back
Maximum Operating Pressure	125 psi (861 kPa)
Maximum Hot Water Temperature	180°F (82°C)
Temperature Adjustment Range	60 – 95°F (15 – 35°C)
Factory Set Temperature*	85°F (29°C)
Bypass Flow Rate at 30 psid*	
ETV200	30 gpm (114 lpm)
ETV400	50 gpm (189 lpm)
ETV500	81 gpm (307 lpm)
Maximum flow with cold water shutoff*	0.5 gpm (1.9 lpm)
Listing	ASSE 1071 and IAPMO UPC

\*When tested under conditions specified in ASSE 1071 Standard

### Capacity

Flow Capacity at 85°F (29.4°C)									
Model	Min. Flow Rate	C <sub>v</sub>	Pressure Drop Across Valve						
			5 psi (34 kPa)	10 psi (69 kPa)	15 psi (103 kPa)	20 psi (138 kPa)	30 psi (207 kPa)	45 psi (310 kPa)	60 psi (414 kPa)
ETV200	3.0 gpm 11.4 lpm	6	13.4 gpm 50.7 lpm	19.0 gpm 71.9 lpm	23.2 gpm 87.8 lpm	26.8 gpm 101.4 lpm	32.9 gpm 124.5 lpm	40.2 gpm 152.2 lpm	46.5 gpm 176.0 lpm
ETV400	3.0 gpm 11.4 lpm	15.2	34.0 gpm 128.7 lpm	48.1 gpm 182.0 lpm	58.9 gpm 223.0 lpm	68.0 gpm 257.4 lpm	83.2 gpm 315.0 lpm	102.0 gpm 386.1 lpm	118.0 gpm 446.7 lpm
ETV500	3.0 gpm 11.4 lpm	21.8	48.7 gpm 184.3 lpm	68.9 gpm 260.8 lpm	84.4 gpm 319.5 lpm	97.5 gpm 369.1 lpm	119.4 gpm 452.0 lpm	146.2 gpm 553.4 lpm	168.9 gpm 639.4 lpm

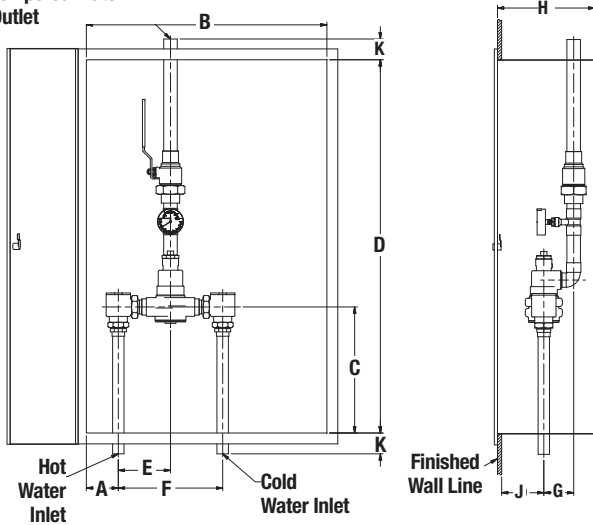


Advanced Thermal Activation

Powers product specifications in U.S. customary units and metric are approximate and are provided for reference only. For precise measurements, please contact Powers Technical Service. Powers reserves the right to change or modify product design, construction, specifications, or materials without prior notice and without incurring any obligation to make such changes and modifications on Powers products previously or subsequently sold.

## Dimensions

Tempered Water  
Outlet



Valve	A	B	C	D	E	F	G	H	J	K
ETV200	3-7/8 (98)	20 (508)	14-3/4 (375)	36 (914)	4-5/8 (117)	9-1/4 (235)	2-3/4 (70)	9 (229)	4-1/2 (114)	2 (51)
ETV400	3-7/8 (98)	29 (737)	15-1/4 (387)	45 (1143)	6-1/4 (159)	12-1/2 (318)	3-5/8 (92)	12 (305)	5-7/8 (149)	2-1/2 (64)
ETV500	4-1/8 (105)	38 (965)	20-1/8 (511)	54-3/4 (1391)	7-7/8 (200)	15-3/4 (400)	4-1/4 (108)	13 (330)	6 (152)	2-1/2 (64)

Note:  
Dimensions are shown ±1/2"  
Dimensions in parentheses are in mm

Valve	Inlets	Outlets
ETV200	3/4" (20)	1" (25)
ETV400	1-1/4" (32)	1-1/2" (40)
ETV500	2" (50)	2" (50)

## Ordering Information

### Valve Order Code

32.9 gpm (124.5 lpm) @ 30 psi (207 kPa)	ETV200
83.2 gpm (315.0 lpm) @ 30 psi (207 kPa)	ETV400
119.4 gpm (452.0 lpm) @ 30 psi (207 kPa)	ETV500

### Finish

Rough Bronze	A
Chrome Plated	B

### Piping Inlets/Outlet

Bottom/Top	E
------------	---

### Cabinet Style

Stainless Steel, Recessed	N
Painted, Recessed	R

### Options

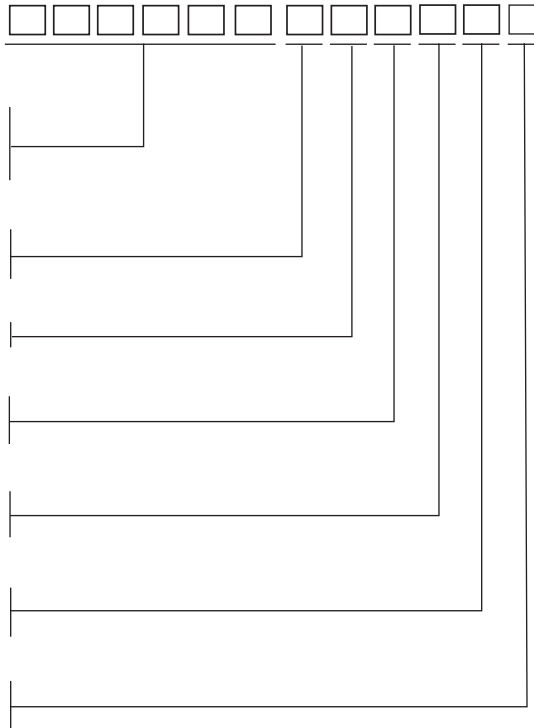
None	0
T/P Gauge on Inlets	5

### Alarm System

None	0
AquaSentry® 2	4

### View Port

None	0
Window	W



## Recirculation Piping Diagram

Please see Piping Diagram Section of this catalog.

## Typical Specification

Cabinet Supply Fixture for supplying tepid water to emergency fixtures shall be factory assembled, tested and include a stainless steel or painted steel cabinet. Thermostatic mixing valve must have internal cold-water bypass system to ensure flow in the event of valve failure or loss of hot water supply. Supply fixture also includes copper piping, ball valve(s) and temperature/pressure gauge for diagnostics. The valve shall be listed to ASSE 1071 and IAPMO UPC, provide precise temperature control over a wide range of flow conditions, and effectively shut down on loss of cold water. The valve shall feature paraffin-based actuation technology and checkstops to prevent cross flow. The valve shall be factory set to 85°F (29°C) with a lockable mean of securing the temperature.

The valve shall be Powers' model ETV200 \_\_\_\_\_, ETV400 \_\_\_\_\_ or ETV500 \_\_\_\_\_. All alternatives must have written approval prior to bidding.

# POWERS™

A WATTS Brand

USA: Tel: (800) 669-5430 • Fax: (847) 229-0526 • PowersControls.com  
 Canada: Tel: (905) 332-4090 • Fax: (905) 332-7068 • PowersControls.ca  
 Latin America: Tel: (52) 81-1001-8600 • PowersControls.com