

Job Name _____
 Job Location _____
 Engineer _____
 Approval _____

Contractor _____
 Approval _____
 Contractor's P.O. No. _____
 Representative _____

HydroGuard® XP Series Emergency Tempering Valve Supply Fixture with Cold Water Bypass

Top Inlets/Bottom Outlet Wall Mounted Cabinet



Advanced Thermal Activation

Features

- Powers' Advanced Thermal Actuator provides precise temperature control
- Exclusive internal cold water bypass ensures cold water flow in the event of loss of hot water
- Flow effectively shuts down upon loss of cold water supply when tested under the condition specified in ASSE 1071 standard
- Vandal-resistant locking mechanism to secure temperature setting
- Factory tested
- Rough bronze and chrome finishes
- Checkstops to prevent cross flow

US Patent 6,575,377

Specifications

Connections ½" (15mm) inlets and outlet
 Maximum Operating Pressure 125 psi (861 kPa)
 Maximum Hot Water Temperature 180°F (82°C)
 Temperature Adjustment Range 60 – 95°F (15 – 35°C)
 Factory Set Temperature* 85°F (29°C)
 Bypass flow rate at 30 psid* 6.5 gpm (25 lpm)
 Maximum flow with cold water shutoff* 0.5 gpm (1.9 lpm)
 Listing–Valve Only. ASSE 1071 and IAPMO UPC

*When tested under conditions specified in ASSE 1071 Standard

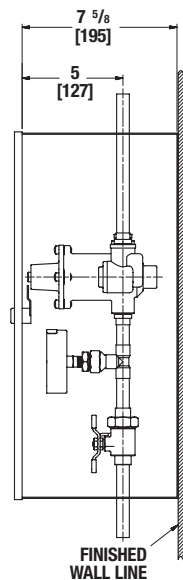
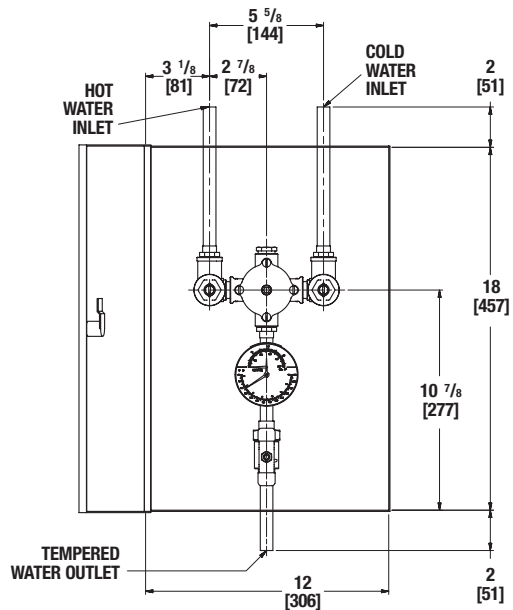
Capacity

Flow Capacity at 85°F (29.4°C)									
		Pressure Drop Across Valve							
Model	Min. Flow to ASSE 1071	C _v	5 psi (34 kPa)	10 psi (69 kPa)	15 psi (103 kPa)	20 psi (138 kPa)	30 psi (207 kPa)	45 psi (310 kPa)	60 psi (414 kPa)
ES150	1.0 gpm 3.8 lpm	1.59	3.6 gpm 13.6 lpm	5.0 gpm 18.9 lpm	6.2 gpm 23.5 lpm	7.1 gpm 26.9 lpm	8.7 gpm 32.9 lpm	10.7 gpm 40.5 lpm	12.3 gpm 46.6 lpm

Powers product specifications in U.S. customary units and metric are approximate and are provided for reference only. For precise measurements, please contact Powers Technical Service. Powers reserves the right to change or modify product design, construction, specifications, or materials without prior notice and without incurring any obligation to make such changes and modifications on Powers products previously or subsequently sold.

POWERS™
 A WATTS Brand

Dimensions



Note:
Dimensions are shown $\pm 1/2''$
Dimensions in parentheses are in mm

Ordering Information

Valve Order Code

8.7 gpm (32.9 lpm) @ 30 psi (207 kPa) ES150

Finish

Rough Bronze A
Chrome Plated B

Piping Inlets/Outlet

Top/Bottom M

Cabinet Style

Stainless Steel, Wall Mounted Q
Painted, Wall Mounted U

Options

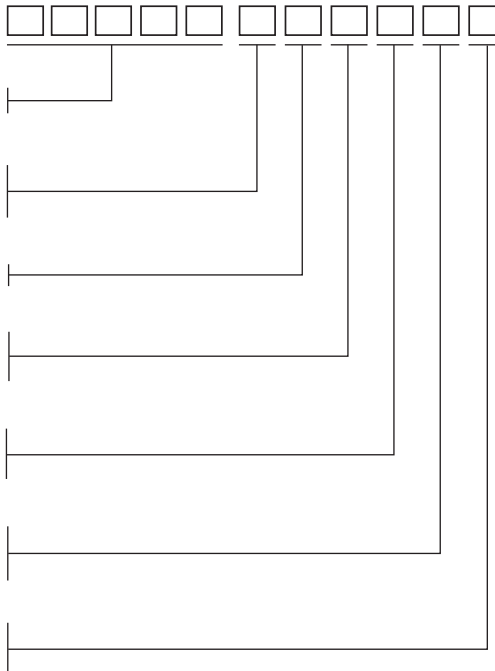
None 0
T/P Gauge on Inlets 5

Alarm System

None 0
AquaSentry2® 4

View Port

None 0
Window W



Recirculation Piping Diagram

Please see Piping Diagram Section of this catalog.

Typical Specification

Cabinet Supply Fixture for supplying tepid water to emergency fixtures shall be factory assembled, tested and include a stainless steel or painted steel cabinet. Thermostatic mixing valve must have internal cold-water bypass system to ensure flow in the event of valve failure or loss of hot water supply. Supply fixture also includes copper piping, ball valve(s) and temperature/pressure gauge for diagnostics. The valve shall be listed to ASSE 1071 and IAPMO UPC, provide precise temperature control over a wide range of flow conditions, and effectively shut down on loss of cold water. The valve shall feature paraffin-based actuation technology and checkstops to prevent cross flow. The valve shall be factory set to 85°F (29°C) with a lockable mean of securing the temperature.

The valve shall be Powers' model ES150 _____. All alternatives must have written approval prior to bidding.

POWERS™

A WATTS Brand

USA: Tel: (800) 669-5430 • Fax: (847) 229-0526 • PowersControls.com
Canada: Tel: (905) 332-4090 • Fax: (905) 332-7068 • PowersControls.ca
Latin America: Tel: (52) 81-1001-8600 • PowersControls.com