


Build Quality and Reliability into your Fire Protection System



LFPV20CB

Flow Control from an Industry Leader

The LFPV20CB is a direct sensed direct acting, diaphragm actuated Pressure Relief Valve intended for systems where internal pressure might exceed the rated pressure of the system components, or downstream of a pressure reducing valve in accordance with ANSI/NFPA 13.

Typically, the valve is held closed by the force of the adjustable spring setting above the diaphragm. It opens when control pressure—exerting force below the diaphragm—exceeds the spring set-point and closes when the control pressure falls below the spring set-point. The LFPV20CB senses upstream pressure through a tapped inlet port, while the large diaphragm-to-seat ratio allows it to open and close within close pressure tolerances.

This stand-alone unit is UL and FM approved for Fire applications and can handle inlet pressures up-to 450 psig.

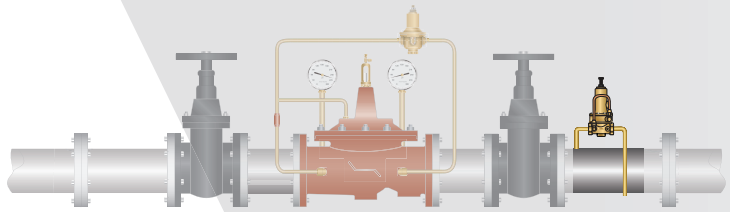
For more information visit
AmesFireWater.com



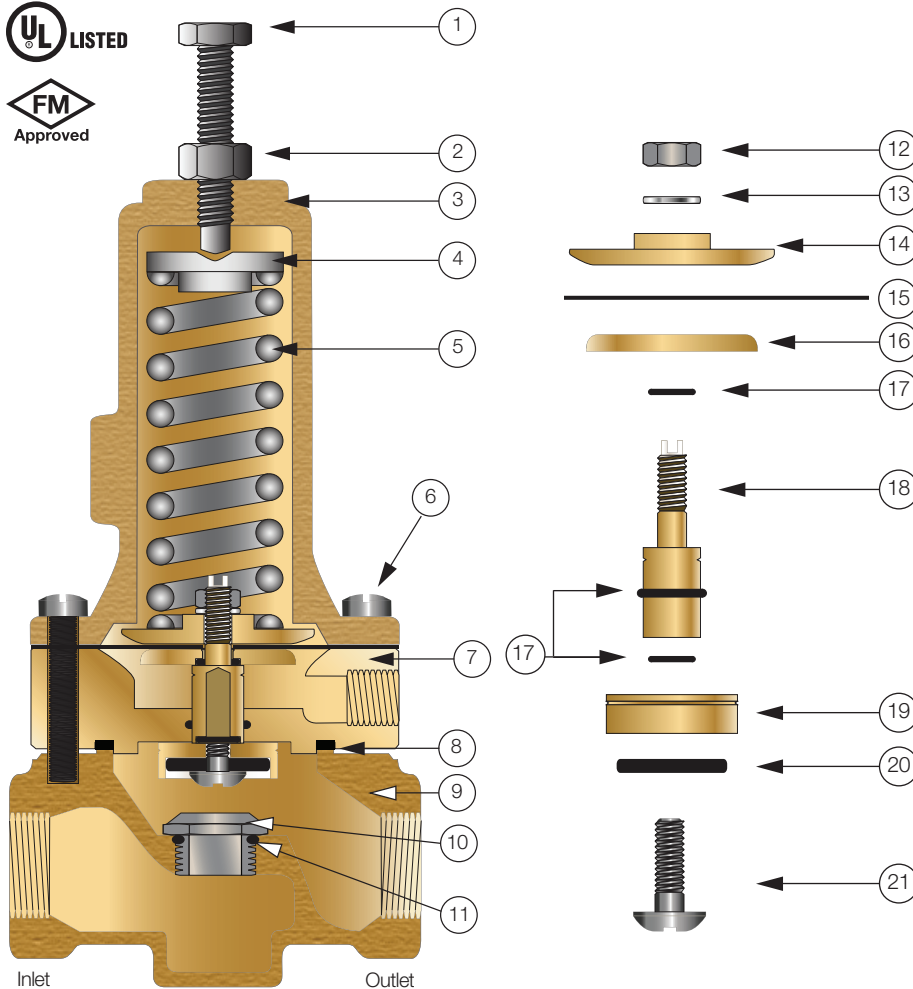
LFPV20-CB

Size: 1/2" and 3/4" NPT threaded

The Model LFPV20CB is a direct sensed direct acting, diaphragm actuated Pressure Relief pilot.



Typical Installation



ITEM	DESCRIPTION
1	Adjusting Screw
2	Jam Nut
3	Spring Housing
4	Spring Guide
5	Spring
6	Cap Screw
7	Power Chamber
8	O-Ring*
9	Body
10	Seat
11	O-Ring*
12	Nut
13	Lockwasher
14	Diaphragm Washer
15	Diaphragm*
16	Diaphragm Washer
17	O-Ring*
18	Stem
19	Retainer
20	Rubber Disc*
21	Screw

*Included in Repair Kit

It is normally held closed by the force of the adjustable spring setting above the diaphragm. It modulates toward an open position when control pressure, exerting force below the diaphragm, exceeds the spring set-point, and modulates toward a closed position when the control pressure falls below the spring set-point. The LFPV20CB senses

upstream pressure through a tapped inlet port. The large diaphragm-to-seat ratio allows it to open and close within close pressure tolerances.

This stand-alone unit is UL and FM approved for Fire applications and can handle inlet pressures up-to 450 psig.



A WATTS Brand

USA: Backflow Tel: (978) 689-6066 • Fax: (978) 975-8350 • AmesFireWater.com
 USA: Control Valves Tel: (713) 943-0688 • Fax: (713) 944-9445 • AmesFireWater.com
 Canada: Tel: (905) 332-4090 • Fax: (905) 332-7068 • AmesFireWater.ca
 Latin America: Tel: (52) 81-1001-8600 • AmesFireWater.com