

- NOTES:
- ALL DIMENSIONS SHOWN IN TABLE ARE IN INCHES, UNLESS OTHERWISE NOTED & ARE ± 1 INCH (25MM).
  - ALL PLUMBING ITEMS SHOWN IN INSTALLATION DRAWING ARE TO BE PROVIDED BY OTHERS.
  - ALL DIMENSIONS ARE SUBJECT TO CHANGE WITHOUT ANY NOTICE.
  - INSTALL UNIONS FITTINGS ON INLET, OUTLET & DRAIN PLUMBING CONNECTIONS.
  - PROVIDE A 36 INCH MINIMUM CLEARANCE ABOVE FILTER HOUSING LID FOR REPLACING FILTER CARTRIDGE.
  - FOR INSTALLATIONS USING METAL PLUMBING, CONNECT A METAL BONDING STRAP TO INLET & OUTLET METAL PLUMBING TO MAINTAIN ELECTRICAL CONTINUITY.
  - DO NOT INSTALL DRAIN LINE DIRECTLY TO A DRAIN. FOR PROPER DRAIN CONNECTION FOLLOW ALL NATIONAL, STATE AND LOCAL CODES. CONSTRUCT DRAIN LINE IN A MANNER THAT ALLOWS WATER RETAINED WITHIN FILTER HOUSING TO BE EMPTIED.
  - THE FULL WEIGHT OF THE PIPING AND VALVES MUST BE SUPPORTED BY PIPE HANGERS OR OTHER MEANS.
  - INLET AND OUTLET HEADERS NEED TO BE SIZED ACCORDING TO FLOW RATE REQUIREMENTS BY OTHERS.
  - LIMIT INLET PRESSURE TO NOT EXCEED MAXIMUM PUBLISHED OPERATING PRESSURE.
  - 3/8" ANCHOR BOLTS (3EA) FOR CONCRETE ARE SUPPLIED. FOR OTHER FLOOR TYPES, MOUNTING HARDWARE IS INSTALLER SUPPLIED.

SERIES HSFS BIG BUBBA CARTRIDGE FILTER/UV SYSTEM DIMENSION (INCHES) & SPECIFICATIONS																	
MODEL NO.	ORDERING CODES (EDP NO.)	INLET	OUTLET	OVERALL HEIGHT (SEE NOTE 5)	OVERALL DEPTH	OVERALL WIDTH	INLET/OUTLET PIPE SIZE (NPT)	UNFILTERED WATER DRAIN CONN. SIZE (FNPT)	PRESSURE DROP @ 14GPM SERVICE FLOW RATE	REPLACEMENT FILTER CARTRIDGE MODEL NO.	FILTER CARTRIDGE MICRON/TYPE	NUMBER OF FILTER CARTRIDGES IN SYSTEM	MIN/MAX OPERATING TEMP F°	MIN/MAX OPERATING PRESSURE (PSI)	ESTIMATED OPERATING WEIGHT (LBS)	ESTIMATED SHIPPING WEIGHT (LBS)	POWER REQUIREMENTS VOLTS/HZ
HSFS	68102671	21.6	3.9	43.0	13.5	20.0	1.0	0.5	<5 PSID	HSFSCART-PAC	0.2/PLEATED CARBON ELECTROSTATIC	1.0	34/100°F	25/125	128.00	58.00	115/60
HSFS-220E-5M	68102672	21.6	3.9	43.0	13.5	20.0	1.0	0.5	<5 PSID	HSFSCART-ACP	5.0/PLEATED CARBON	1.0	34/100°F	25/125	128.00	58.00	230/50-60
HSFS-5M	68102673	21.6	3.9	43.0	13.5	20.0	1.0	0.5	<5 PSID	HSFSCART-ACP	5.0/PLEATED CARBON	1.0	34/100°F	25/125	128.00	58.00	115/60

**WATTS** 815 CHESTNUT ST. NORTH ANDOVER, MA 01845

THIS DRAWING IS THE PROPERTY OF WATTS TECHNOLOGIES, INC. AND MAY NOT BE USED OR REPRODUCED BY ANY OTHER PARTY WITHOUT THE WRITTEN CONSENT OF WATTS TECHNOLOGIES, INC.

LIMITS UNLESS SPECIFIED: FRACTIONAL ANGULAR 1/16" 21° DECIMAL 0.0005" 0.001" 0.002" 0.005" 0.010" 0.020" 0.050" 0.100" 0.150" 0.200" 0.300" 0.500" 1.000" 1.500" 2.000" 3.000" 4.000" 5.000" 6.000" 8.000" 10.000" SURFACE FINISH UNLESS OTHERWISE SPECIFIED: 125 RMS

TITLE: GENERAL INSTALLATION, SERIES HSFS CARTRIDGE FILTER/UV SYSTEM

PART NO.: SEE TABLE

MATERIAL: N/A

OTHER: ESTIMATED WEIGHT: SEE TABLE

DWG BY: JR DATE: 5/21/2021 SCALE: NTS SHEET: 1 OF 1 SUPERSEDES: SEE TABLE

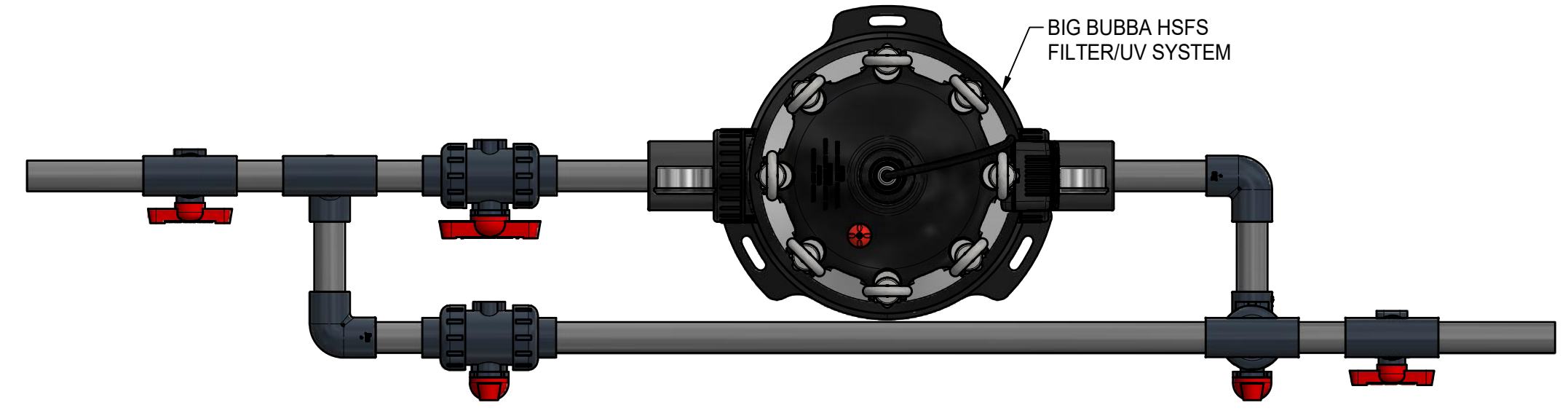
CHKD BY: RL

EDP NO.: SEE TABLE


FILE TYPE: CAD

SIZE: D

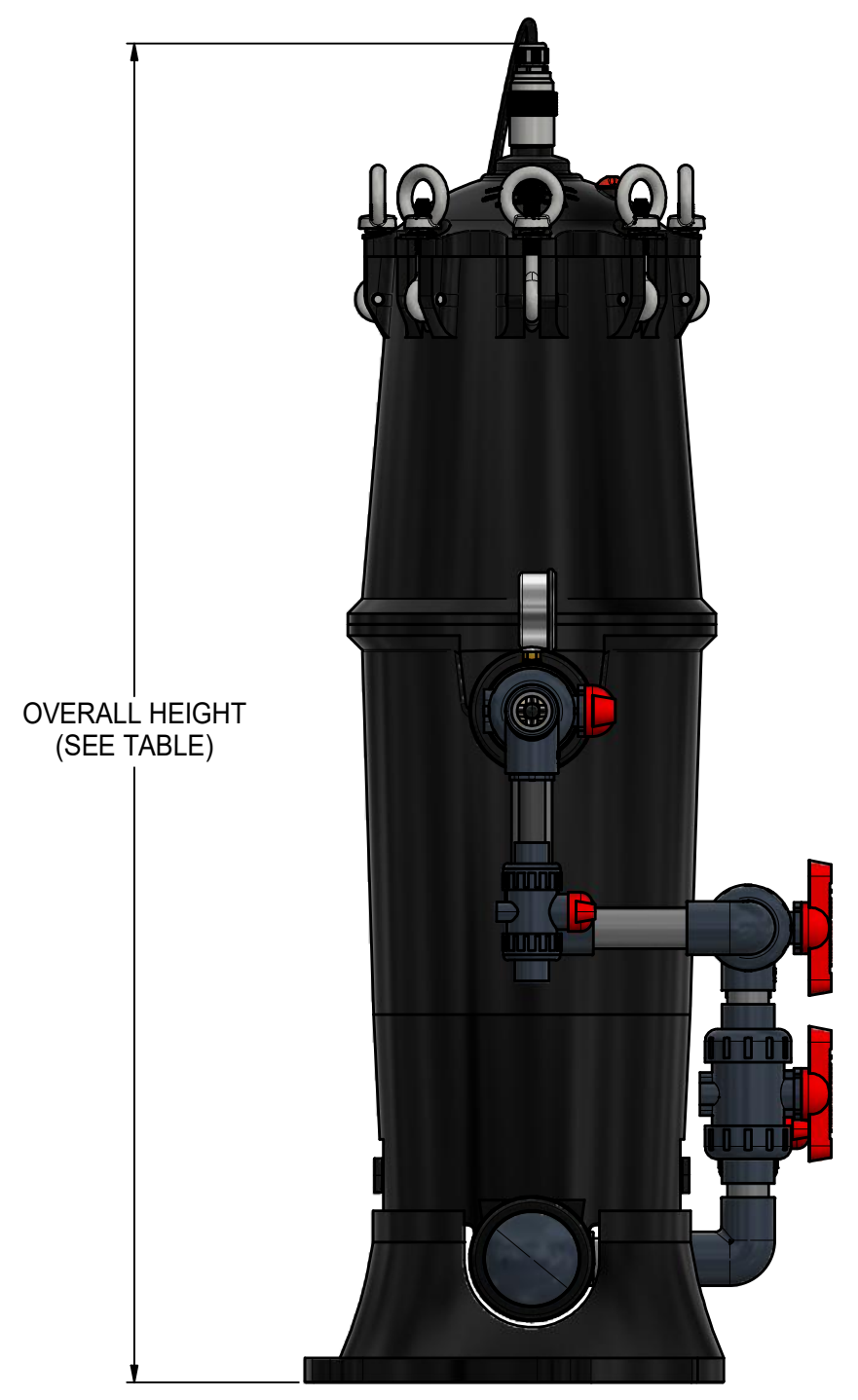
REV: 1



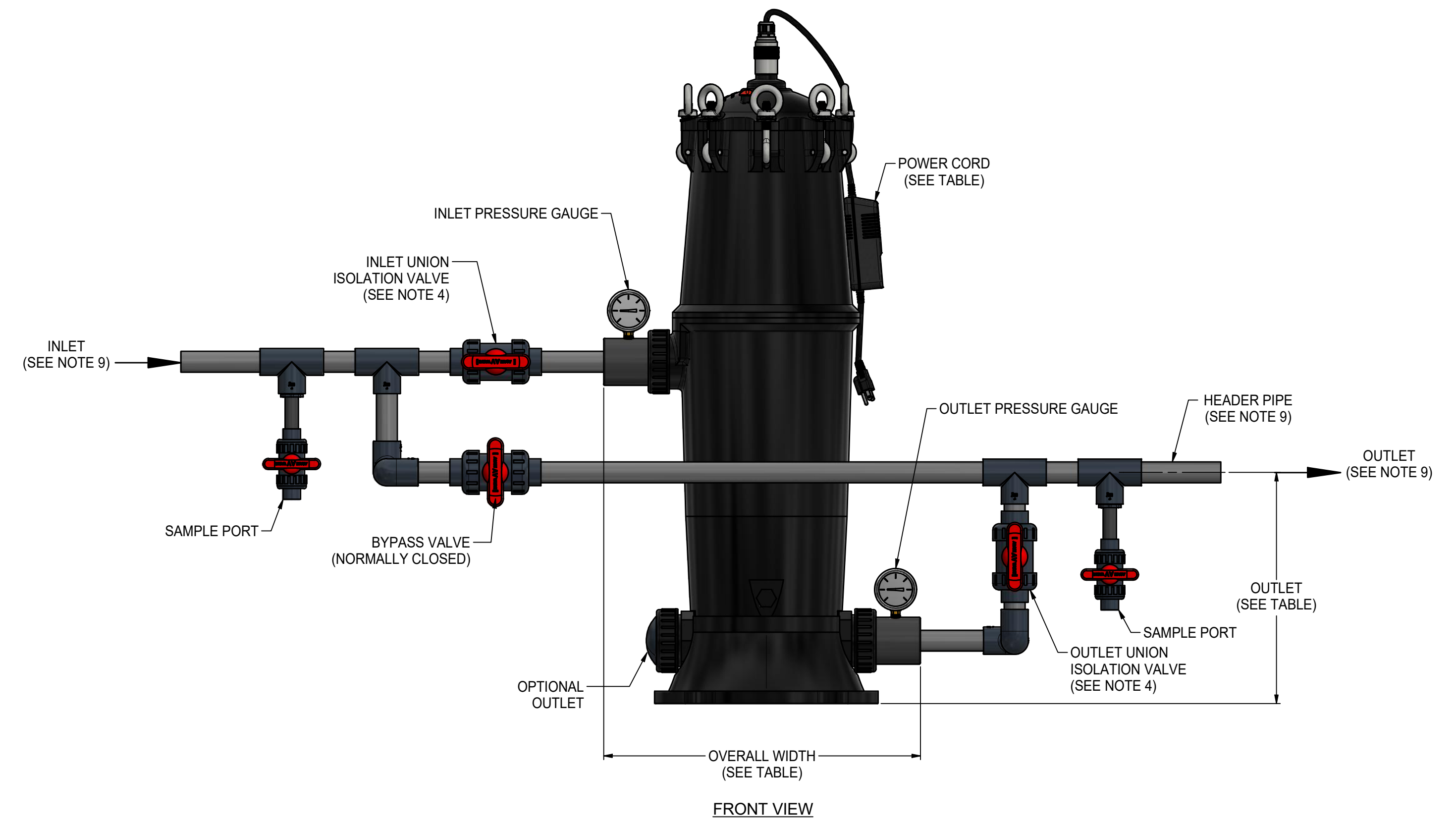
TOP VIEW



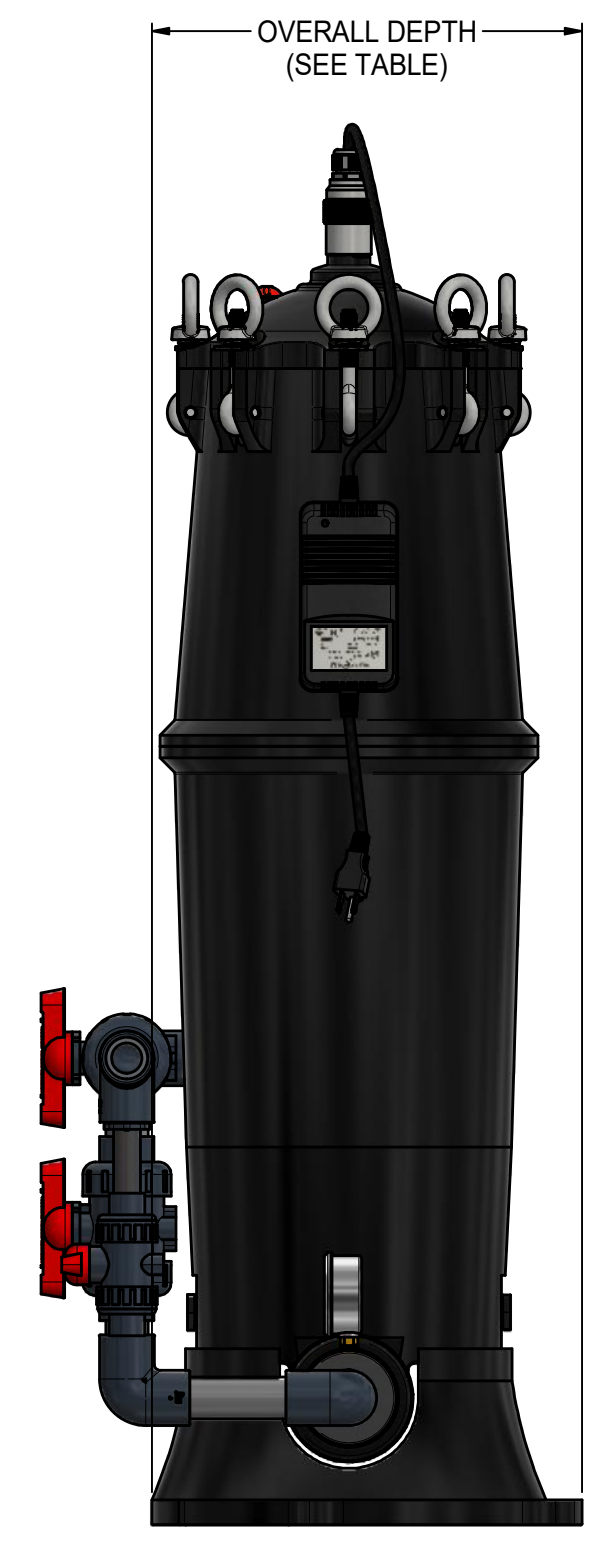
ISOMETRIC VIEW



SIDE VIEW



FRONT VIEW



SIDE VIEW

CLIENT PROJECT SIGN-OFF	
JOB NAME:	
JOB LOCATION:	
CONTRACTOR:	
CONTRACTOR APPROVAL:	
CONTRACTOR APPROVAL DATE:	
CONTRACTOR PO NO:	
ENGINEER:	
ENGINEER APPROVAL:	
ENGINEER APPROVAL DATE:	