

For Commercial and Industrial Applications

Job Name _____

Contractor _____

Job Location _____

Approval _____

Engineer _____

Contractor's P.O. No. _____

Approval _____

Representative _____

Series FBV

2-Piece, Full Port, Bronze Ball Valves

Sizes: ½" – 2" (15 – 50mm)

Series FBV 2-Piece, Full Port, Bronze Ball Valves comply with MSS-SP-110 and feature a blowout proof stem and virgin PTFE seats. The FBV full port design ensures maximum flow capacity and minimal pressure drop.

Features

- Suitable for a full range of liquids and gases
- Minimal pressure drop due to full size ports
- Bottom loaded blowout proof stem
- Virgin PTFE stem packing seal, thrust washer and seat
- Vinyl insulator on heavy duty zinc plated carbon steel handles
- Fast quarter-turn open or close operation
- Excellent for throttling and balancing application of non-abrasive fluids where minimum flow is 20% to 100% of valve capacity
- Low operating torque
- Adjustable stem packing gland
- 600psi (41 bar) WOG, 125psi (8.6 bar) WSP.

Models

FBV ½" – 2" (15 – 50mm) threaded end connections

Specifications

A 2-piece full port bronze ball valve to be installed as indicated on the plans. The valve must have a bottom loaded blowout proof stem, adjustable packing nut, and chrome plated brass ball and brass stem. Valves with top loaded stems or without adjustable packing nuts are not acceptable. Pressure ratings no less than 600psi (41 bar) WOG non-shock, 125psi (8.6 bar) WSP. Valve must conform to MSS-SP-10 and shall be a Watts Regulator Company Series FBV (threaded).

Pressure – Temperature

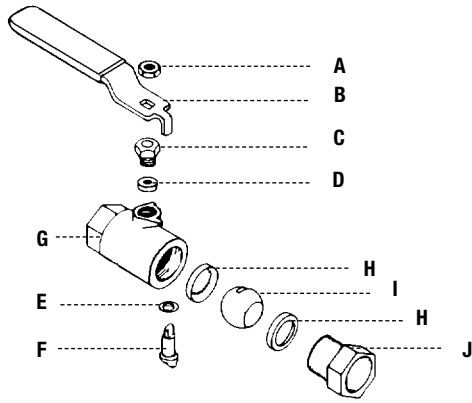
Temperature Range: 0°F – 350°F (-18°C – 177°C) @ 50psi (3.4 bar)

Maximum Working Pressure: 600psi (41 bar) WOG non-shock @ 100°F (38°C) and 125psi (8.6 bar) WSP



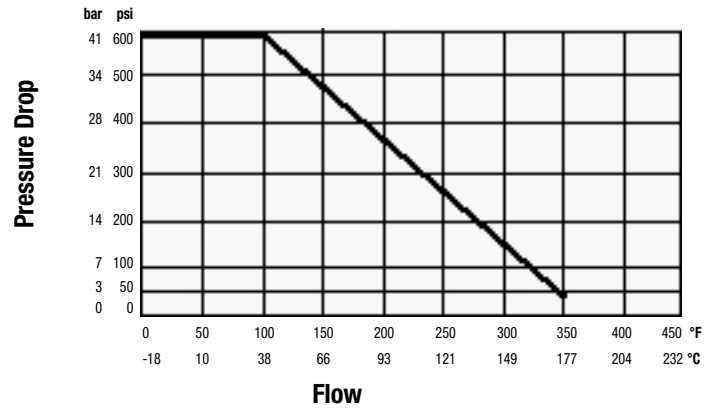
FBV

Materials

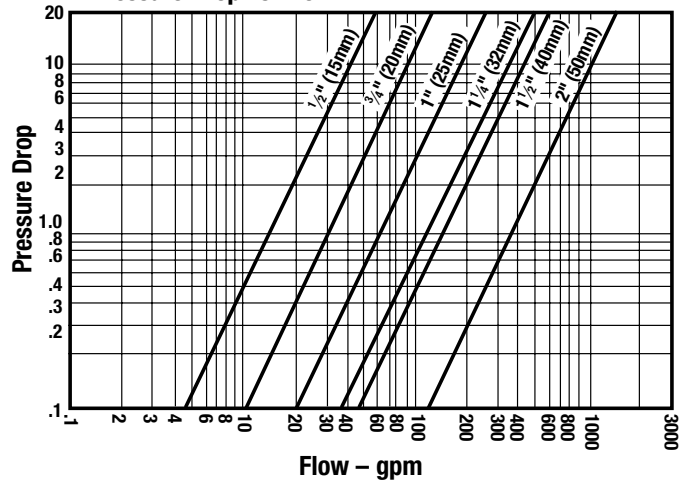


- A Handle Nut** Zinc Plated Carbon Steel
- B Handle** Zinc Plated Carbon Steel with Vinyl Insulator
- C Packing Nut** Brass
- D Stem Packing** Virgin PTFE
- E Thrust Washer** Virgin PTFE
- F Stem** Brass
- G Body** Bronze
- H Seats** Virgin PTFE
- I Ball** Chrome Plated Brass
- J Adapter** Bronze

Valve Seat Rating



Pressure Drop vs. Flow



*Note: 1 gpm equals 3.785 liters per minute
1 psi equals .07 bar

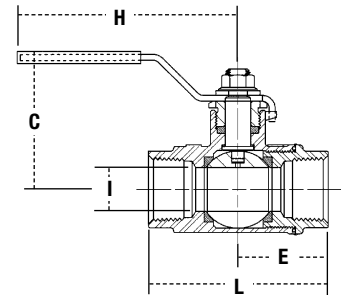
Valve Torque Rating

SIZEMAX. BREAKAWAY/TORQUE				
in.	mm	in.-lbs	N-m	Cv
1/2	15	60	6.8	15
3/4	20	150	16.95	30
1	25	200	22.60	60
1 1/4	32	250	28.25	110
1 1/2	40	320	36.16	130
2	50	500	56.50	360

Dimensions — Weights

FBV

SIZE (DN)		DIMENSIONS								WEIGHT			
in.	mm	C		E		H		I		L		lbs.	kg.
		in.	mm	in.	mm	in.	mm	in.	mm	in.	mm		
1/2	15	1 3/4	44	1 3/32	28	3 3/8	86	1 1/2	13	2 3/16	56	.6	.3
3/4	20	2 1/16	52	1 9/32	33	3 3/8	92	3/4	19	2 9/16	65	.8	.4
1	25	2 1/2	64	1 7/32	31	4 3/8	111	1	25	3 1/16	78	1.5	.7
1 1/4	32	2 5/8	67	1 9/16	40	4 3/8	111	1 1/4	32	3 1/2	89	2.5	1.1
1 1/2	40	3 1/8	79	1 15/16	49	6 1/8	156	1 1/2	38	3 7/8	98	3.5	1.6
2	50	3 1/2	89	2 7/32	56	6 1/8	156	2	51	4 7/16	113	5.5	2.5



A Watts Water Technologies Company



ISO 9001-2008
CERTIFIED

USA: No. Andover, MA • Tel: (978) 688-1811 • Fax: (978) 794-1848 • www.watts.com
Canada: Burlington, ON • Tel: (905) 332-4090 • Fax: (905) 332-7068 • www.wattscanada.ca